



This document was prepared as a result of work funded through the California Energy Commission. It does not necessarily represent the views of the Energy Commission, its employees, or the State of California. The Energy Commission, the State of California, its employees, contractors, and subcontractors make no warranty, express or implied, and assume no legal liability for the information in this document; nor does any party represent that the use of this information will not infringe upon privately owned rights. This document is updated monthly.

EVSE Make/Model	Approved EVSE Model Numbers	Approved EVSE Model Names	VETTED BY	Charger Type	Maximum Power Output (kW)	ISO - 15118 Certification (CEC Req)	Notes
ABB	A400	A400	EPRI	DC	400	Y	Dual port.
ABB	C50S#NA###	C50	EPRI	DC	50	Y	Dual port.
ABB	HVC 150-C	HVC-C	EPRI/PGE	DC	150	Y	The HVC150-C is a depot style charger that can have up to 3 CCS1 depot boxes charging sequentially.
ABB	HVC200-4D/2D	HVC-C	EPRI/PGE	DC	200	Y	Each power level can connect to a max of 4 Charging Interfaces (Ports). Each of which may be a CCS1 or Pantographs. NRTL certificate covers the pantograph for the product as well.
ABB	HVC300-4D/2D	HVC-C	EPRI/PGE	DC	300	Y	Each power level can connect to a max of 4 Charging Interfaces (Ports). Each of which may be a CCS1 or Pantographs. NRTL certificate covers the pantograph for the product as well.
ABB	HVC360-4D/2D	HVC-C	EPRI/PGE	DC	360	Y	Each power level can connect to a max of 4 Charging Interfaces (Ports). Each of which may be a CCS1 or Pantographs. NRTL certificate covers the pantograph for the product as well.
ABB	Terra 124 ###	Terra 124 ###	SCE/PGE/Evergy	DC	120	Y	Available with 1 or 2 CCS1, CCS2 or CHAdeMO connectors
ABB	Terra 184 ###	Terra 184 ###	SCE/PGE/Evergy	DC	180	Y	Available with 1 or 2 CCS1, CCS2 or CHAdeMO connectors
ABB	Terra 24 DC Wallbox	Terra DC Wallbox	SCE/PGE	DC	24	Y	1x CCS1 connector 1x CHAdeMO connector
ABB	Terra 54	Terra 54 UL	SCE/PGE/Evergy	DC	50	Y	1x CCS1 connector 1x CHAdeMO connector
ABB	Terra 54 HV	Terra 54HV UL	SCE/PGE/Evergy	DC	50	Y	1x CCS1 or CCS2 connector
ABB	Terra 94 ###	Terra 94 ###	SCE/PGE/Evergy	DC	90	Y	Available with 1 or 2 CCS1, CCS2 or CHAdeMO connectors
ABB	Terra HP 175	Terra HP	SCE/PGE	DC	175	Y	Modular system using liquid-cooled cables, 1x CCS1 connector and 1x CHAdeMO connector per dispenser
ABM eMobility	6AGC079381 - DCWB22 C SP	ABM Terra 24 DC Wallbox	SCE/PGE	DC	24	Y	1x CCS1 connector 1x CHAdeMO connector
ABM eMobility	6AGC081364 - DCWB22 C 3P	ABM Terra 24 DC Wallbox	SCE/PGE	DC	24	Y	1x CCS1 connector 1x CHAdeMO connector
ABM eMobility	6AGC08281 - T54HV CJ + CCR	ABM Terra 54 HV	SCE/PGE	DC	50	Y	1x CCS1 or CCS2 connector
ABM eMobility	6AGC085478 - T124 CJ HC	ABM Terra 124 ###	SCE/PGE	DC	120	Y	Available with 1 or 2 CCS1, CCS2 or CHAdeMO connectors
ABM eMobility	6AGC085481 - T124 CC HC	ABM Terra 124 ###	SCE/PGE	DC	120	Y	Available with 1 or 2 CCS1, CCS2 or CHAdeMO connectors
ABM eMobility	6AGC100820 - T184 CC HC	ABM Terra 184 ###	SCE/PGE	DC	180	Y	Available with 1 or 2 CCS1, CCS2 or CHAdeMO connectors
ABM eMobility	6AGC101315 - T184 CJ HC	ABM Terra 184 ###	SCE/PGE	DC	180	Y	Available with 1 or 2 CCS1, CCS2 or CHAdeMO connectors
ABM eMobility	6AGC107092 - T54HV C	ABM Terra 54 HV	SCE/PGE	DC	50	Y	1x CCS1 or CCS2 connector
ABM eMobility	6AGC107314 - DCWB22 CJ SP	ABM Terra 24 DC Wallbox	SCE/PGE	DC	24	Y	1x CCS1 connector 1x CHAdeMO connector
ABM eMobility	6AGC107315 - DCWB22 CJ 3P	ABM Terra 24 DC Wallbox	SCE/PGE	DC	24	Y	1x CCS1 connector 1x CHAdeMO connector
ABM eMobility	6AGC108711 - T54HV C + CCR	ABM Terra 54 HV	SCE/PGE	DC	50	Y	1x CCS1 or CCS2 connector
ABM eMobility	6AGC112873-T184 CJ HC + CCR	ABM Terra 184 ###	SCE/PGE	DC	180	Y	Available with 1 or 2 CCS1, CCS2 or CHAdeMO connectors
ABM eMobility	6AGC112876 - T184 CC HC + CCR	ABM Terra 184 ###	SCE/PGE	DC	180	Y	Available with 1 or 2 CCS1, CCS2 or CHAdeMO connectors
ABM eMobility	6AGC112949 - T124 CJ HC + CCR	ABM Terra 124 ###	SCE/PGE	DC	120	Y	Available with 1 or 2 CCS1, CCS2 or CHAdeMO connectors
ABM eMobility	6AGC112997 - T124 CC HC + CCR	ABM Terra 124 ###	SCE/PGE	DC	120	Y	Available with 1 or 2 CCS1, CCS2 or CHAdeMO connectors
Alpitronic	HYC400-1	Hypercharger	EPRI	DC	100	Y	1-4 Ports
Alpitronic	HYC400-2	Hypercharger	EPRI	DC	200	Y	1-4 Ports
Alpitronic	HYC400-3	Hypercharger	EPRI	DC	300	Y	1-4 Ports
Alpitronic	HYC400-4	Hypercharger	EPRI	DC	400	Y	1-4 Ports
Alpitronic	HYC50	Hypercharger	EPRI	DC	50	Y	1-2 Ports
Ampaway	AP-2L2.2	Amp Core	EPRI	AC	11.5	Y	Single port.
AmpControl Technologies, inc.			EPRI	NETWORK			Network Only
AMPECO			EPRI	NETWORK			Network Only
AmpUp			EPRI/PGE	NETWORK			Network Only
ATG Electronics	ATG-C01-40A	Commercial EV Charger	EPRI	AC	9.6	Y	Single port
ATG Electronics	ATG-C01-48A	Commercial EV Charger	EPRI	AC	11.5	Y	Single port
Autel	DC Compact - UW040A2501	DC Compact	EPRI/PGE	DC	40	Y	Dual Port.
Autel	DC HiPower	DC HiPower	EPRI/PGE	DC	640	Y	The DC HiPower has a power cabinet with dispenser set up. It comes in 320, 480, or 640kW options and can be purchased with 2, 4, 6, or 8 ports depending on the number of dispensers.
Autel	MaxiCharger DH480	MaxiCharger DH480	EPRI	DC	480	Y	Dual or quad port.
Autel	MaxiCharger DH400	MaxiCharger DH400	EPRI	DC	400	Y	Dual or quad port.
Autel	MaxiCharger DH360	MaxiCharger DH360	EPRI	DC	360	Y	Dual or quad port.
Autel	MaxiCharger DH300	MaxiCharger DH300	EPRI	DC	300	Y	Dual or quad port.
Autel	Maxi UW19C002	MaxiCharger AC Pro 80A	EPRI	AC	19.2	Y	Single port.
Autel	Maxi UW19CJ02	MaxiCharger AC 80A	EPRI	AC	19.2	Y	Single port.
Autel	Maxi UW19L002	MaxiCharger AC Pro 80A	EPRI	AC	19.2	Y	Single port.
Autel	Maxi UW19L002-40	MaxiCharger AC Pro 80A-40	EPRI	AC	9.6	Y	Single port.
Autel	Maxi UW19LB02	MaxiCharger AC 80A	EPRI	AC	19.2	Y	Single port.
Autel	Maxi UW19LJ02	MaxiCharger AC 80A	EPRI	AC	19.2	Y	Single port.
Autel	Maxi UW19LJ02-40	MaxiCharger AC 80A-40	EPRI	AC	9.6	Y	Single port.
Autel	UF####001	AC Ultra	EPRI/PGE	AC	19.2	Y	Single Port or Dual Port. No credit card reader
Autel	UF####1-40	AC Ultra 40	EPRI/PGE	AC	9.6	Y	Dual Port. This is the same model as the UF***01. The charger
Autel	UF####101	AC Ultra	EPRI/PGE	AC	19.2	Y	Single Port or Dual Port
Autel	UF060A3001	Maxicharger DC Fast 60kW	EPRI/PGE	DC	60	Y	Single or dual port
Autel	UF080A3001	Maxicharger DC Fast 80kW	EPRI/PGE	DC	80	Y	Single or dual port
Autel	UF100A3001	Maxicharger DC Fast 100kW	EPRI/PGE	DC	100	Y	Single or dual port

<b>Autel</b>	UF120A3001	Maxicharger DC Fast 120kW	EPRI/PGE	DC	120	Y	Single or dual port
<b>Autel</b>	UF140A4001	Maxicharger DC Fast 140kW	EPRI/PGE	DC	140	Y	Single or dual port
<b>Autel</b>	UF160A4001	Maxicharger DC Fast 160kW	EPRI/PGE	DC	160	Y	Single or dual port
<b>Autel</b>	UF180A4001	Maxicharger DC Fast 180kW	EPRI/PGE	DC	180	Y	Single or dual port
<b>Autel</b>	UF200A4001	Maxicharger DC Fast 200kW	EPRI/PGE	DC	200	Y	Single or dual port
<b>Autel</b>	UF220A4001	Maxicharger DC Fast 220kW	EPRI/PGE	DC	220	Y	Single or dual port
<b>Autel</b>	UF240A4001	Maxicharger DC Fast 240kW	EPRI/PGE	DC	240	Y	Single or dual port
<b>Autel</b>	UW12-J0610CA0002	MaxiCharger AC Single	EPRI	AC	12	Y	Single port.
<b>Autel</b>	UW12-J0610CA0002-40	MaxiCharger AC Single	EPRI	AC	9.6	Y	Single port.
<b>Autel</b>	UW12-J0610CA0002-32	MaxiCharger AC Single	EPRI	AC	7.7	Y	Single port.
<b>Autel</b>	UW12-J0650CA0002	MaxiCharger AC Single	EPRI	AC	12	Y	Single port.
<b>Autel</b>	UW12-J0650CA0002-40	MaxiCharger AC Single-40	EPRI	AC	9.6	Y	Single port.
<b>Autel</b>	UW12-J0650CA0002-32	MaxiCharger AC Single-32	EPRI	AC	7.7	Y	Single port.
<b>Autel</b>			EPRI/PGE	NETWORK	NA		OCPP Full certificate for software version 2.0.105
<b>Blink</b>		780 Series 7 ISO Single	EPRI/Every	AC	19.2	Y	Single port.
<b>Blink</b>		9100 Series 9	EPRI	DC	40	Y	Single port.
<b>Blink</b>	01-0202 (MQ 200)	MQ 200	EPRI/PGE	AC	12	Y	Single Port; NRTL listed as LiteOn MQW2-50C-M2-R-#-#-23 and HQW2-50C-#-N#-#-23
<b>Blink</b>	01-0561	Blink 30kW	EPRI	DC	30	Y	Single Port ; CCS1 or CHAdeMO or NACS
<b>Blink</b>	01-0562	Blink 60kW	EPRI	DC	60	Y	Dual Port ; either 2 x CCS or 1x CCS + 1x CHAdeMO or or 1x CCS + 1x NACS or 2 x NACS
<b>Blink</b>	01-0568	Blink 300kW	EPRI	DC	300	Y	Dual Port ; either 2 x CCS or 1x CCS + 1x CHAdeMO or or 1x CCS + 1x NACS or 2 x NACS
<b>Blink</b>	01-0569	Blink 360kW	EPRI	DC	360	Y	Dual Port ; either 2 x CCS or 1x CCS + 1x CHAdeMO or or 1x CCS + 1x NACS or 2 x NACS
<b>Blink</b>	01-0577	Blink 120kW	EPRI	DC	120	Y	Dual Port ; either 2 x CCS or 1x CCS + 1x CHAdeMO or or 1x CCS + 1x NACS or 2 x NACS
<b>Blink</b>	01-0578	Blink 180kW	EPRI	DC	180	Y	Dual Port ; either 2 x CCS or 1x CCS + 1x CHAdeMO or or 1x CCS + 1x NACS or 2 x NACS
<b>Blink</b>	01-0581	Blink 240kW	EPRI	DC	240	Y	Dual Port ; either 2 x CCS or 1x CCS + 1x CHAdeMO or or 1x CCS + 1x NACS or 2 x NACS
<b>Blink</b>	200-000320-A	Blink 200kW	EPRI	DC	200	Y	Dual Port ; either 2 x CCS or 1x CCS + 1x CHAdeMO or or 1x CCS + 1x NACS or 2 x NACS
<b>Blink</b>	780 (40A)	Series 7 ISO (Enhanced)	EPRI	AC	9.6	Y	Dual Port, Standalone network capability
<b>Blink</b>	780 (48A)	Series 7 ISO (Enhanced)	EPRI	AC	11.52	Y	Dual Port, Standalone network capability
<b>Blink</b>	780 Series	Series 7 ISO Plus	EPRI/PGE	AC	19.2	Y	Dual Port, Standalone network capability
<b>Blink</b>	880 (40A)	Series 8 ISO (Enhanced)	EPRI	AC	9.6	Y	Single or dual Port, Standalone network capability
<b>Blink</b>	880 (48A)	Series 8 ISO (Enhanced)	EPRI	AC	11.52	Y	Dual Port, Standalone network capability
<b>Blink</b>	880 (80A)	Series 8 ISO Plus	EPRI/Every	AC	19.2	Y	Dual Port, Standalone network capability
<b>Blink</b>	C50##### C80#####	C-Series	EPRI	DC	600	Y	Up to 8 ports. Kempower Power Unit supplies DC power to various distributed dispenser outputs including but not limited to the Kempower Satellite (offers single or dual port configurations), the Kempower Liquid Cooled Satellite, etc.. Details about qualifications relevant to each variant is detailed in the corresponding notes section.
<b>Blink</b>	IQW2-80U-M1-R2-N-25 (Advanced-LTE) Part Number 01-0207-LTE (IQ 200 Advanced)	IQ 200 Advanced	EPRI/PGE/Every	AC	19.2	Y	Single Port
<b>Blink</b>	IQW2-80U-M1-R2-N-25-40 (Advanced-LTE) 01-0207-LTE-40 (IQ 200 Advanced)	IQ 200 Advanced	EPRI/PGE/Every	AC	8.3	Y	Single Port
<b>Blink</b>	IQW2-80U-M3-R3-N-25 (Advanced-LTE- W) Part Number 01-0207-LTE	IQ 200 Advanced	EPRI/PGE/Every	AC	19.2	Y	Single Port
<b>Blink</b>	IQW2-80U-M3-R3-N-25-40 (Advanced-LTE- W) Part Number 01-0207-LTE-40	IQ 200 Advanced	EPRI/PGE/Every	AC	8.3	Y	Single Port
<b>BreatheEV</b>			EPRI	NETWORK			
<b>BreezEV</b>	EVC-L2-P80-18-AP#	P80 - 80AMP Level 2 Charger	EPRI	AC	19.2	Y	Single port. Last character denotes years of AmpUp Pro Software included
<b>BTC Power/ Gen4 Tower</b>	HPCT2-360-480		CALSTART	DC	360	Y	1x CCS1 Connector and 1x CHAdeMO Connector  Gen 4 Public Dispenser, Dual Input, 500A CCS1 Liquid Cooled/200A CHAdeMO, RFID+Tilt+NTEP
<b>BTC Power/ Gen4 Public Dispense</b>	HPCD7-500-D01-015		CALSTART	DC	360	Y	2x CCS1 Connector  Gen 4 Public Dispenser, Dual Input, 500A CCS1 Liquid Cooled/500A CCS1 Liquid Cooled, RFID+Tilt+NTEP
<b>BTC Power/ Gen4 Public Dispense</b>	HPCD7-500-D02-015		CALSTART	DC	360	Y	1x CCS1 Connector and 1x CHAdeMO Connector  Gen 4 Public Dispenser, Dual Input, 500A CCS1 Liquid Cooled/200A CHAdeMO, PayterP68+RFID+Tilt+NTEP
<b>BTC Power/ Gen4 Public Dispense</b>	HPCD7-500-D01-016		CALSTART	DC	360	Y	2x CCS1 Connector  Gen 4 Public Dispenser, Dual Input, 500A CCS1 Liquid Cooled/500A CCS1 Liquid Cooled, PayterP68+RFID+Tilt+NTEP
<b>BTC Power/ Gen4 Public Dispense</b>	HPCD7-450-D02-016		CALSTART	DC	360	Y	
<b>BTC Power/ Gen4 Public Dispense</b>	HPCD7-350-LS05-015		CALSTART	DC	360	Y	
<b>BTC Power</b>	EVPC-100		SCE	DC	100	Y	Power Cabinet, Must acquire dispensers Can accommodate CCS1, CCS2 or CHAdeMO
<b>BTC Power</b>	EVPC-150		SCE	DC	150	Y	Power Cabinet, Must acquire dispensers Can accommodate CCS1, CCS2 or CHAdeMO
<b>BTC Power</b>	EVP-FC-50-001		SCE	DC	50	Y	1x CCS1 connector 1x CHAdeMO connector
<b>BTC Power</b>	EVP-FC-50-002		SCE	DC	50	Y	1x CCS1 connector 1x CHAdeMO connector
<b>BTC Power</b>	L3#-50-###-CS		SCE	DC	50	Y	1x CCS1 connector 1x CHAdeMO connector
<b>BTC Power</b>	EVP-2001-32-#		EPRI	A	7.68	Y	Single port. BTC Power Hardware is network/backend agnostic, but also provide our own basic network option if needed
<b>BTC Power</b>	EVP-2002-32-#		EPRI	A	7.68	Y	Dual port. BTC Power Hardware is network/backend agnostic, but also provide our own basic network option if needed
<b>BTC Power</b>	EVP-2001-48-#		EPRI	A	11.52	Y	Single port. BTC Power Hardware is network/backend agnostic, but also provide our own basic network option if needed
<b>BTC Power</b>	EVP-2002-48-#		EPRI	A	11.52	Y	Dual port. BTC Power Hardware is network/backend agnostic, but also provide our own basic network option if needed

<b>BTC Power</b>	EVP-2001-80-#		EPRI	A	19.2	Y	Single port. BTC Power Hardware is network/backend agnostic, but also provide our own basic network option if needed
<b>BTC Power</b>	EVP-2002-80-#		EPRI	A	19.2	Y	Dual port. BTC Power Hardware is network/backend agnostic, but also provide our own basic network option if needed
<b>BTC Power</b>	HPCT2-360-480-#		SCE	DC	360	Y	Power Cabinet. 1x CCS1 connector or 1x CHAdeMO connector. Approved dispensers are EVDSP-350-5-120-0-2-C-4-0 EVDSP-350-3-120-0-C-4-0
<b>BTC Power</b>	HPCT3-###-480-# / HPCD7-500-###-01#		EPRI	DC	360	Y	Dual port.
<b>BTC Power</b>	L3A-180-480-###		EPRI	DC	180	Y	Dual port.
<b>Buze Inc.</b>			EPRI	NETWORK			Network Only
<b>CENNTRO</b>	DCC190C190	DC Electric Vehicle Charging Station	EPRI	DC	180	Y	Dual port.
<b>CHAEVI</b>	CV-3FD120P-IUL3	SONIC (120kW) (3 Phase, 3 Wire)	EPRI	DC	120	Y	Dual port. Stand-Alone Equipment 120,150,180kW Serial-UL listed. Dynamic Load Balancing Available. NACS Cable Adaptable
<b>CHAEVI</b>	CV-3FD150P-IUL3	SONIC (150kW) (3 Phase, 3 Wire)	EPRI	DC	150	Y	Dual port. Stand-Alone Equipment 120,150,180kW Serial-UL listed. Dynamic Load Balancing Available. NACS Cable Adaptable
<b>CHAEVI</b>	CV-3FD180P-IUL3	SONIC (180kW) (3 Phase, 3 Wire)	EPRI	DC	180		Dual port. Stand-Alone Equipment 120,150,180kW Serial-UL listed. Dynamic Load Balancing Available. NACS Cable Adaptable
<b>CHAEVI</b>	CV-3FD120P-IUL	SONIC (120kW) (3 Phase, 4 Wire)	EPRI	DC	120	Y	Dual port. Stand-Alone Equipment 120,150,180kW Serial-UL listed. Dynamic Load Balancing Available. NACS Cable Adaptable
<b>CHAEVI</b>	CV-3FD150P-IUL	SONIC (150kW) (3 Phase, 4 Wire)	EPRI	DC	150	Y	Dual port. Stand-Alone Equipment 120,150,180kW Serial-UL listed. Dynamic Load Balancing Available. NACS Cable Adaptable
<b>CHAEVI</b>	CV-3FD180P-IUL	SONIC (180kW) (3 Phase, 4 Wire)	EPRI	DC	180	Y	Dual port. Stand-Alone Equipment 120,150,180kW Serial-UL listed. Dynamic Load Balancing Available. NACS Cable Adaptable
<b>CHAEVI</b>	CV-3UD403P-NCC3 (CCS1/CCS1)	SUPERSONIC	EPRI	DC	400	Y	All-in-One Equipment - UL, CTEP listed - Dynamic Load Balancing Available - CCS/NACS Cable
<b>CHAEVI</b>	CV-3UD403P-NCN3 (CCS1/NACS)	SUPERSONIC	EPRI	DC	400	Y	All-in-One Equipment - UL, CTEP listed - Dynamic Load Balancing Available - CCS/NACS Cable
<b>CHAEVI</b>	CV-3UD403P-NDN3 (NACS/NACS)	SUPERSONIC	EPRI	DC	400	Y	All-in-One Equipment - UL, CTEP listed - Dynamic Load Balancing Available - CCS/NACS Cable
<b>CHAEVI</b>	DCV-3FD120-ICN	DUOCONIC (120kW)	EPRI	DC	120	Y	Dual port. Stand-Alone Equipment 120,150,180kW Serial-UL listed. Dynamic Load Balancing Available
<b>CHAEVI</b>	DCV-3FD150-ICN	DUOCONIC (150kW)	EPRI	DC	150	Y	Dual port. Stand-Alone Equipment 120,150,180kW Serial-UL listed. Dynamic Load Balancing Available
<b>CHAEVI</b>	DCV-3FD180-ICN	DUOCONIC (180kW)	EPRI	DC	180	Y	Dual port. Stand-Alone Equipment 120,150,180kW Serial-UL listed. Dynamic Load Balancing Available
<b>CHAEVI</b>			EPRI	NETWORK	NA	Y	
<b>Charge America</b>	MCS1200 - PM.A.01001	MCS 4x16 Power Cabinet	EPRI	DC	1200	Y	Allows 5 CCS and 1 MCS connector as well as de-rated configuration with 1, 2, ... 5 CCS ports and 0 or 1 MCS port (subject for additional certification)
<b>Charge America</b>	CCS360PM.XXXA.01001	360 kW System DC Charger	SCE	DC	360	Y	Power Cabinet. 1x CCS1 connector or 1x CHAdeMO connector. NRTL listed as: Phihong DoWU362000D2PN-RW. Vetted dispensers are CCS360SGD.XXXA.01001.300 NRTL listed as: Phihong DDWU362T00E2PN-RW CCS360DGD.XXXA.01001.200 NRTL listed as: DDWU362U0UE2PN-RW CCS360DGD.XXXB.01001.300-7 NRTL listed as: DDWU362U0UE2PN-RW
<b>Charge America</b>	MCS240 - SGD.A.01001			DC	240	Y	Allows 5 CCS and 1 MCS connector as well as de-rated configuration with 1, 2, ... 5 CCS ports and 0 or 1 MCS port (subject for additional certification)
<b>Charge America</b>			EPRI	NETWORK			Network Only
<b>ChargePoint</b>	CP6####-50A-##-40	6000 Series	EPRI/Evergy	AC	9.6	Y	CP6000 family, NA, AC Station, 1 or 2 x Type 1 Cable, 50A or 80A, 1-Phase, 18' or 23' Cable, 6' or 8' Cable Management Kit, Pedestal or Wall Mount, 8" Touch Display, Contactless Credit Card and RFID Reader, Cellular/Wi-Fi, UL, Power Share Jumper, 1YR Parts Warranty, Optional credit card reader
<b>ChargePoint</b>	CP6####-50A-L##	6000 Series	EPRI/Evergy	AC	12	Y	CP6000 family, NA, AC Station, 1 or 2 x Type 1 Cable, 50A or 80A, 1-Phase, 18' or 23' Cable, 6' or 8' Cable Management Kit, Pedestal or Wall Mount, 8" Touch Display, Contactless Credit Card and RFID Reader, Cellular/Wi-Fi, UL, Power Share Jumper, 1YR Parts Warranty, Optional credit card reader
<b>ChargePoint</b>	CP6####-80A-L##	6000 Series	EPRI/Evergy	AC	19.2	Y	CP6000 family, NA, AC Station, 1 or 2 x Type 1 Cable, 50A or 80A, 1-Phase, 18' or 23' Cable, 6' or 8' Cable Management Kit, Pedestal or Wall Mount, 8" Touch Display, Contactless Credit Card and RFID Reader, Cellular/Wi-Fi, UL, Power Share Jumper, 1YR Parts Warranty, Optional credit card reader
<b>ChargePoint</b>	CPE250C-625-CCS1-200A-****	Express 250	EPRI/Evergy	DC	62.5	Y	ChargePoint Express 250 Station (62.5 kW) - includes Express 250 Station, 2x Power Modules, 1x CCS1 200A cable, 1x CHAdeMO cable or NACS, North America Modem/SIM, cUL and UL listed, FWHA and FTA compliant models available.
<b>ChargePoint</b>	CPE280-800-NA	Express 280 DC Fast Charging Station	EPRI	DC	160	Y	[Paired Unit] ChargePoint Express 280 Station (80 kW) - includes Express 280 Station, 2x Power Modules, 1 or 2 connectors including CCS1, CHAdeMO, NACS. North America Modem/SIM, cUL and UL listed, FWHA and FTA compliant models available.

ChargePoint	CPE280-800-NA	Express 280 DC Fast Charging Station	EPRI	DC	80	Y	[Single Unit] ChargePoint Express 280 Station (80 kW) - includes Express 280 Station, 2x Power Modules, 1 or 2 connectors including CCS1, CHAdeMO, NACS. North America Modem/SIM, cUL and UL listed, FWHA and FTA compliant models available.
ChargePoint	CPE280-800-NA-CHIP	Express 280 DC Fast Charging Station	EPRI	DC	160	Y	[Paired Unit, Credit Card Reader sku] ChargePoint Express 280 Station (80 kW) - includes Express 280 Station, 2x Power Modules, 1 or 2 connectors including CCS1, CHAdeMO, NACS. North America Modem/SIM, cUL and UL listed, FWHA and FTA compliant models available.
ChargePoint	CPE280-800-NA-CHIP	Express 280 DC Fast Charging Station	EPRI	DC	80	Y	[Single Unit, Credit Card Reader sku] ChargePoint Express 280 Station (80 kW) - includes Express 280 Station, 2x Power Modules, 1 or 2 connectors including CCS1, CHAdeMO, NACS. North America Modem/SIM, cUL and UL listed, FWHA and FTA compliant models available.
ChargePoint	CPE280-800-NA-FHWA	Express 280 DC Fast Charging Station	EPRI	DC	160	Y	[Paired Unit, FHWA sku] ChargePoint Express 280 Station (80 kW) - includes Express 280 Station, 2x Power Modules, 1 or 2 connectors including CCS1, CHAdeMO, NACS. North America Modem/SIM, cUL and UL listed, FWHA and FTA compliant models available.
ChargePoint	CPE280-800-NA-FHWA	Express 280 DC Fast Charging Station	EPRI	DC	80	Y	[Single Unit, FHWA sku] ChargePoint Express 280 Station (80 kW) - includes Express 280 Station, 2x Power Modules, 1 or 2 connectors including CCS1, CHAdeMO, NACS. North America Modem/SIM, cUL and UL listed, FWHA and FTA compliant models available.
ChargePoint	CPF50- L##-*****	CPF50	EPRI/EVERGY	AC	12	Y	CPF50 family, Single or Dual Port, Pedestal or Wall Mount, 50A,
ChargePoint	CPF50- L##-*****-40	CPF50	EPRI/EVERGY	AC	9.6		CPF50 family, Single or Dual Port, Pedestal or Wall Mount, 50A,
ChargePoint	CPH50	Home Flex	EPRI	AC	12		CPH50 Dedicated Residential Charger, Single Port, J1772 or
ChargePoint	CPH50-40	Home Flex	EPRI	AC	9.6		CPH50 Dedicated Residential Charger, Single Port, J1772 or
ChargePoint	Express Plus 1000 Power Block: CPPB0001*** PM1.5 43-001200-** EXPP-PL10##*-*##*#-##*#*#-***	Express Plus	EPRI	DC	500	Y	Express Plus system includes Power Block, Power Modules, and Power Link 1000 series; Used for Fleet or Commercial.
ChargePoint	Express Plus 2000 (EXPP-PL20##-CHIP)	Express Plus	EPRI	DC	500	Y	[CHIP sku] Express Plus system includes Power Block, Power Modules, and Power Link 2000 series; Each Power Link Dispenser can include 1 or 2 connector including CCS, NACS, or CHAdeMO
ChargePoint	Express Plus 2000 (EXPP-PL20##-FHWA)	Express Plus	EPRI	DC	500	Y	[FHWA sku] Express Plus system includes Power Block, Power Modules, and Power Link 2000 series; Each Power Link Dispenser can include 1 or 2 connector including CCS, NACS, or CHAdeMO
ChargePoint	Express Plus 2000 (EXPP-PL20##)	Express Plus	EPRI	DC	500	Y	Express Plus system includes Power Block, Power Modules, and Power Link 2000 series; Each Power Link Dispenser can include 1 or 2 connector including CCS, NACS, or CHAdeMO
ChargePoint			EPRI/PGE/EVERGY	NETWORK	NA	Y	
ChargeSmart EV	CSEV-AC-#P		EPRI/PGE	AC	19.2	Y	Single Port or Dual Port. No credit card reader
ChargeSmart EV	CSEV-DC060		EPRI/PGE	DC	60	Y	Single or dual port
ChargeSmart EV	CSEV-DC080		EPRI/PGE	DC	80	Y	Single or dual port
ChargeSmart EV	CSEV-DC100		EPRI/PGE	DC	100	Y	Single or dual port
ChargeSmart EV	CSEV-DC120		EPRI/PGE	DC	120	Y	Single or dual port
ChargeSmart EV	CSEV-DC140		EPRI/PGE	DC	140	Y	Single or dual port
ChargeSmart EV	CSEV-DC160		EPRI/PGE	DC	160	Y	Single or dual port
ChargeSmart EV	CSEV-DC180		EPRI/PGE	DC	180	Y	Single or dual port
ChargeSmart EV	CSEV-DC200		EPRI/PGE	DC	200	Y	Single or dual port
ChargeSmart EV	CSEV-DC220		EPRI/PGE	DC	220	Y	Single or dual port
ChargeSmart EV	CSEV-DC240		EPRI/PGE	DC	240	Y	Single or dual port
ChargeSmart EV	CSEV-DCHi		EPRI/PGE	DC	640	Y	The DC HiPower has a power cabinet with dispenser set up. It comes in 320, 480, or 640kW options and can be purchased with 2, 4, 6, or 8 ports depending on the number of dispensers.
ChargeSmart EV			EPRI	NETWORK	NA		
ChargeTronix	CTC-CAC80	FLUX AC	EPRI	AC	19.2	Y	Single or double port.
ChargeTronix	CTX-AiO-120	Apex 120kW DCFC	EPRI	DC	120	Y	Dual port.
ChargeTronix	CTX-AiO-160	Apex 160kW DCFC	EPRI	DC	160	Y	Dual port.
ChargeTronix	CTX-AiO-240	Apex 240kW DCFC	EPRI	DC	240	Y	Dual port.
ChargeTronix	CTX-AiO-60	Apex 60kW DCFC	EPRI	DC	60	Y	Dual port.
ChargeTronix	CTX-C32-240-1	FLUX AC 32A	EPRI	AC	7.6	Y	Single port.
ChargeTronix	CTX-C40-240-1	FLUX AC 40A	SCE	AC	19.2	Y	Single port
ChargeTronix	CTX-C40-240-2	FLUX AC Dual 40A	EPRI	AC	19.2	Y	Dual port.
ChargeTronix	CTX-C48-240-1	FLUX AC 48A	EPRI	AC	11.5	Y	Single port.
ChargeTronix	CTX-C80-240-1	FLUX AC Single 80A	EPRI	AC	19.2	Y	Single port.
ChargeTronix	CTX-C80-240-2	FLUX AC Dual 80A	EPRI	AC	19.2	Y	Dual port.
ChargeTronix	CTX-CAC48	FLUX AC	EPRI	AC	11.6	Y	Single port.
ChargeTronix	Power Cabinet: CTX-DSPB-360 Dispenser: CTX-DST	Nexus 360kW Distributed System	EPRI	DC	360	Y	Up to 6 ports.
ChargeTronix	Power Cabinet: CTX-DSPB-480 Dispenser: CTX-DST	Nexus 480kW Distributed System	EPRI	DC	480	Y	Up to 6 ports.
ChargeTronix	TP-EVPD-120kW	120kW DCFC	EPRI	DC	120	Y	Dual Port ; either 2 x CCS or 1x CCS + 1x CHAdeMO or or 1x CCS + 1x NACS or 2 x NACS
ChargeTronix	TP-EVPD-160kW	160kW DCFC	EPRI	DC	160	Y	Dual Port ; either 2 x CCS or 1x CCS + 1x CHAdeMO or or 1x CCS + 1x NACS or 2 x NACS
ChargeTronix	TP-EVPD-180kW	180kW DCFC	EPRI	DC	180	Y	Dual Port ; either 2 x CCS or 1x CCS + 1x CHAdeMO or or 1x CCS + 1x NACS or 2 x NACS
ChargeTronix	TP-EVPD-200kW	200kW	EPRI	DC	200	Y	Dual Port ; either 2 x CCS or 1x CCS + 1x CHAdeMO or or 1x CCS + 1x NACS or 2 x NACS
ChargeTronix	TP-EVPD-240kW	240kW DCFC	EPRI	DC	240	Y	Dual Port ; either 2 x CCS or 1x CCS + 1x CHAdeMO or or 1x CCS + 1x NACS or 2 x NACS
ChargeTronix	TP-EVPD-300kW	300kW DCFC	EPRI	DC	300	Y	Dual Port ; either 2 x CCS or 1x CCS + 1x CHAdeMO or or 1x CCS + 1x NACS or 2 x NACS
ChargeTronix	TP-EVPD-30kW	30kW DCFC	EPRI	DC	30	Y	Single Port ; CCS1 or CHAdeMO or NACS
ChargeTronix	TP-EVPD-360kW	360kW DCFC	EPRI	DC	360	Y	Dual Port ; either 2 x CCS or 1x CCS + 1x CHAdeMO or or 1x CCS + 1x NACS or 2 x NACS
ChargeTronix	TP-EVPD-60kW	60kW DCFC	EPRI	DC	60	Y	Dual Port ; either 2 x CCS or 1x CCS + 1x CHAdeMO or or 1x CCS + 1x NACS or 2 x NACS
ChargeTronix	TP-EVVA-80A		EPRI	AC	19.2	Y	Networked charging station
ChargeTronix	TP-V2G-20-480		EPRI	DC V2G	20	Y	Bidirectional charger
ChargeTronix	TP-V2G-30-480		EPRI	DC V2G	30	Y	Bidirectional charger
ChargeTronix	TP-V2G-40-480		EPRI	DC V2G	40	Y	Bidirectional charger
ChargeTronix	TP-V2G-60-480		EPRI	DC V2G	60	Y	Bidirectional charger
ChargeTronix	UP160J-#MP-###	UP160J	EPRI	AC	7.2	Y	Dual Port, Must acquire Gateway for network connectivity

<b>ChargeTronix</b>	UP80J-#MP-###	UP80J	EPRI	AC	7.2	Y	Single Port, Must acquire Gateway for network connectivity
<b>Charge</b>	CH-L-48-PRA-1-18		EPRI	AC	11.52	Y	
<b>Charge</b>	CH-L-48-PRA-1-18-40		EPRI	AC	9.6	Y	
<b>Charge</b>	CH-L-48-PRA-1-18-32		EPRI	AC	7.68	Y	
<b>Charge</b>	CH-L-48-PRA-1-25		EPRI	AC	11.52	Y	
<b>Charge</b>	CH-L-48-PRA-1-25-40		EPRI	AC	9.6	Y	
<b>Charge</b>	CH-L-48-PRA-1-25-32		EPRI	AC	7.68	Y	
<b>Charge</b>	CH-L-48-PRAC-1-18		EPRI	AC	11.52	Y	
<b>Charge</b>	CH-L-48-PRAC-1-18-40		EPRI	AC	9.6	Y	
<b>Charge</b>	CH-L-48-PRAC-1-18-32		EPRI	AC	7.68	Y	
<b>Charge</b>	CH-L-48-PRAC-1-25		EPRI	AC	11.52	Y	
<b>Charge</b>	CH-L-48-PRAC-1-25-40		EPRI	AC	9.6	Y	
<b>Charge</b>	CH-L-48-PRAC-1-25-32		EPRI	AC	7.68	Y	
<b>Charge</b>	CH-L-48-PRACT-1-18		EPRI	AC	11.52	Y	
<b>Charge</b>	CH-L-48-PRACT-1-18-40		EPRI	AC	9.6	Y	
<b>Charge</b>	CH-L-48-PRACT-1-18-32		EPRI	AC	7.68	Y	
<b>Charge</b>	CH-L-48-PRACT-1-25		EPRI	AC	11.52	Y	
<b>Charge</b>	CH-L-48-PRACT-1-25-40		EPRI	AC	9.6	Y	
<b>Charge</b>	CH-L-48-PRACT-1-25-32		EPRI	AC	7.68	Y	
<b>Charge</b>	CH-L-48-PRAT-1-18		EPRI	AC	11.52	Y	
<b>Charge</b>	CH-L-48-PRAT-1-18-40		EPRI	AC	9.6	Y	
<b>Charge</b>	CH-L-48-PRAT-1-18-32		EPRI	AC	7.68	Y	
<b>Charge</b>	CH-L-48-PRAT-1-25		EPRI	AC	11.52	Y	
<b>Charge</b>	CH-L-48-PRAT-1-25-40		EPRI	AC	9.6	Y	
<b>Charge</b>	CH-L-48-PRAT-1-25-32		EPRI	AC	7.68	Y	
<b>Charge</b>			EPRI	NETWORK	NA	Y	
<b>Charli Charging</b>			EPRI	NETWORK			Network Only
<b>Cummins</b>	HE9819025		CALSTART	DC	50	Y	Single Port
<b>CyberSwitching</b>	CSE4-4G-BL	CSE4	EPRI	AC	11.5	Y	Single Port
<b>CyberSwitching</b>	CSDC240	CSDC	EPRI	DC	240	Y	Dual port.
<b>CyberSwitching</b>	CSE1-4G-BL	CSE1	CALSTART / EPR	AC	11.5	Y	Single Port, Standalone network capability
<b>CyberSwitching</b>	CSE1-4G-BL-40	CSE1	EPRI	AC	7.5	Y	Single Port
<b>CyberSwitching</b>	CSE1-WIFI-BL	CSE1	CALSTART / EPR	AC	11.5	Y	Single Port, Standalone network capability
<b>CyberSwitching</b>	CSE1-WIFI-BL-40	CSE1	EPRI	AC	7.5	Y	Single Port
<b>Daimler</b>	Detroit eFill All-in-one 120		SCE/PGE	DC	120	Y	"1x CCS1 connector or 1x CHAdeMO connector. NRTL listed as Power Electronics NB1200U/NB120SU"
<b>Daimler</b>	Detroit eFill All-in-one 150		SCE	DC	150	Y	"Power Cabinet. 1x CCS1 connector or 1x CHAdeMO connector NRTL Listed as Power Electronics NB1500U/NB150SU. Approved dispenser are Detroit eFill Compact Dispenser Duo. NRTL Listed as Power Electronics NBD12000U,NBD13000U. "
<b>Daimler</b>	Detroit eFill All-in-one 180		SCE/PGE	DC	180	Y	"1x CCS1 connector or 1x CHAdeMO connector. NRTL listed as Power Electronics NB1800U/NB180SU."
<b>Daimler</b>	Detroit eFill All-in-one 210		SCE/PGE	DC	210	Y	"1x CCS1 connector or 1x CHAdeMO connector. NRTL listed as Power Electronics NB2100U/NB210SU."
<b>Daimler</b>	Detroit eFill All-in-one 240		SCE/PGE	DC	240	Y	"1x CCS1 connector or 1x CHAdeMO connector. NRTL listed as Power Electronics NB2400U/NB240SU."
<b>Daimler</b>	Detroit eFill All-in-one 120	eFill All-in-one 120	SCE/PGE	DC	120	Y	1x CCS1 connector or 1x CHAdeMO connector. NRTL listed as Power Electronics NB1200U/NB120SU
<b>Daimler</b>	Detroit eFill All-in-one 150	eFill All-in-one 150	SCE	DC	150	Y	Power Cabinet. 1x CCS1 connector or 1x CHAdeMO connector NRTL Listed as Power Electronics NB1500U/NB150SU. Approved dispenser are Detroit eFill Compact Dispenser Duo. NRTL Listed as Power Electronics NBD12000U,NBD13000U.
<b>Daimler</b>	Detroit eFill All-in-one 180	eFill All-in-one 180	SCE/PGE	DC	180	Y	1x CCS1 connector or 1x CHAdeMO connector. NRTL listed as Power Electronics NB1800U/NB180SU.
<b>Daimler</b>	Detroit eFill All-in-one 210	eFill All-in-one 210	SCE/PGE	DC	210	Y	1x CCS1 connector or 1x CHAdeMO connector. NRTL listed as Power Electronics NB2100U/NB210SU.
<b>Daimler</b>	Detroit eFill All-in-one 240	eFill All-in-one 240	SCE/PGE	DC	240	Y	1x CCS1 connector or 1x CHAdeMO connector. NRTL listed as Power Electronics NB2400U/NB240SU.
<b>Daimler</b>	Detroit eFill All-in-one 60	eFill All-in-one 60	SCE/PGE	DC	60	Y	1x CCS1 connector or 1x CHAdeMO connector. NRTL listed as Power Electronics NB0600U/NB060SU
<b>Daimler</b>	Detroit eFill All-in-one 90	eFill All-in-one 90	SCE/PGE	DC	90	Y	1x CCS1 connector or 1x CHAdeMO connector. NRTL listed as Power Electronics NB0900U/NB090SU
<b>Daimler</b>	Detroit eFill Power Center 120	eFill Power Center 120	SCE/PGE	DC	120	Y	Power Cabinet. 1x CCS1 connector or 1x CHAdeMO connector NRTL Listed as Power Electronics NB1200U/NB120SU. Approved dispenser are Detroit eFill Compact Dispenser Duo. NRTL Listed as Power Electronics NBD12000U,NBD13000U.
<b>Daimler</b>	Detroit eFill Power Center 150	eFill Power Center 150	SCE	DC	150	Y	Power Cabinet. 1x CCS1 connector or 1x CHAdeMO connector NRTL Listed as Power Electronics NB1500U/NB150SU. Approved dispenser are Detroit eFill Compact Dispenser Duo. NRTL Listed as Power Electronics NBD12000U,NBD13000U.
<b>Daimler</b>	Detroit eFill Power Center 180	eFill Power Center 180	SCE/PGE	DC	180	Y	Power Cabinet. 1x CCS1 connector or 1x CHAdeMO connector NRTL Listed as Power Electronics NB1800U/NB180SU. Approved dispenser are Detroit eFill Compact Dispenser Duo. NRTL Listed as Power Electronics NBD12000U,NBD13000U.
<b>Daimler</b>	Detroit eFill Power Center 60	eFill Power Center 60	SCE/PGE	DC	60	Y	Power Cabinet. 1x CCS1 connector or 1x CHAdeMO connector NRTL Listed as Power Electronics NB0600U/NB060SU Approved dispenser are Detroit eFill Compact Dispenser Duo. NRTL Listed as Power Electronics NBD12000U,NBD13000U.
<b>Daimler</b>	Detroit eFill Power Center 90	eFill Power Center 90	SCE/PGE	DC	90	Y	Power Cabinet. 1x CCS1 connector or 1x CHAdeMO connector NRTL Listed as Power Electronics NB0900U/NB090SU. Approved dispenser are Detroit eFill Compact Dispenser Duo. NRTL Listed as Power Electronics NBD12000U,NBD13000U.
<b>DynaChrg</b>	EVJ002	EVJ002	EPRI	AC	19.2	Y	Single port. 48 amps and 80 amps
<b>DynaChrg</b>	EVJ005	EVJ005	EPRI	AC	11.5	Y	Dual port, each simultaneously 48 amps
<b>DynaChrg</b>	EVN120F	Stand alone Fleet 120	EPRI	DC	120	Y	120kW all-in-one charger with 2 connectors. Alternate designations: DirectPowerPS 120 Fleet, DirectPowerPS 120
<b>DynaChrg</b>	EVN120P	Stand alone Advertising 120	EPRI	DC	120	Y	120kW all-in-one charger with 2 connectors, advertising display, and payment terminal. Alternate designations: DirectPowerPS 120 Flagship, DirectPowerPS 120
<b>DynaChrg</b>	EVN180F	Stand alone Fleet 180	EPRI	DC	180	Y	180kW all-in-one charger with 2 connectors. Alternate designations: DirectPowerPS 180 Fleet, DirectPowerPS 180
<b>DynaChrg</b>	EVN180P	Stand alone Advertising 180	EPRI	DC	180	Y	180kW all-in-one charger with 2 connectors, advertising display, and payment terminal. Alternate designations: DirectPowerPS 180 Flagship, DirectPowerPS 180

DynaChrg	EVN240F	Stand alone Fleet 240	EPRI	DC	240	Y	240kW all-in-one charger with 2 connectors. Alternate designations: DirectPowerPS 240 Fleet, DirectPowerPS 240
DynaChrg	EVN240P	Stand alone Advertising 240	EPRI	DC	240	Y	240kW all-in-one charger with 2 connectors, advertising display, and payment terminal. Alternate designations: DirectPowerPS 240 Flagship, DirectPowerPS 240
DynaChrg	EVN300F	Stand alone Fleet 300	EPRI	DC	300	Y	300kW all-in-one charger with 2 connectors. Alternate designations: DirectPowerPS 300 Fleet, DirectPowerPS 300
DynaChrg	EVN300P	Stand alone Advertising 300	EPRI	DC	300	Y	300kW all-in-one charger with 2 connectors, advertising display, and payment terminal. Alternate designations: DirectPowerPS 300 Flagship, DirectPowerPS 300
DynaChrg	EVN360F	Stand alone Fleet 360	EPRI	DC	360	Y	360kW all-in-one charger with 2 connectors. Alternate designations: DirectPowerPS 360 Fleet, DirectPowerPS 360
DynaChrg	EVN360P	Stand alone Advertising 360	EPRI	DC	360	Y	360kW all-in-one charger with 2 connectors, advertising display, and payment terminal. Alternate designations: DirectPowerPS 360 Flagship, DirectPowerPS 360
DynaChrg	EVS160	160kW Standalone Unit	EPRI	DC	160	Y	Output range:200V-1000V efficiency:Up to 96% Full certification User-friendly ADA Multiple payment methods Support for customization PLUG& CHARGE Hardware 15118-Ready Can Output 350A CCS1 boost 500A NACS boost 400A
DynaChrg	EVS240	240kW Standalone Unit	EPRI	DC	240	Y	Output range:200V-1000V efficiency:Up to 96% Full certification User-friendly ADA Multiple payment methods Support for customization PLUG& CHARGE Hardware 15118-Ready Can Output 350A CCS1 boost 500A NACS boost 400A
DynaChrg	EVS480	Distributed Model 480kW up to 3 Du	EPRI	DC	480	Y	Output range:200V-1000V efficiency:Up to 96% Full certification User-friendly ADA Multiple payment methods Support for customization PLUG& CHARGE Hardware 15118-Ready Air cooling output 350A Liquid cooling sustained maximum output 500A
DynaChrg			EPRI	NETWORK			
Eaton	CP6####-50A-##-40-ETN (E0-000024)	6000 Series	EPRI/Evergy	AC	9.6	Y	CP6000 family, NA, AC Station, 1 or 2 x Type 1 Cable, 50A or 80A, 1-Phase, 18' or 23' Cable, 6' or 8' Cable Management Kit, Pedestal or Wall Mount, 8" Touch Display, Contactless Credit Card and RFID Reader, Cellular/Wi-Fi, UL, Power Share Jumper, 1YR Parts Warranty, Optional credit card reader
Eaton	CP6####-50A-L##-ETN (E0-000024)	6000 Series	EPRI/Evergy	AC	12	Y	CP6000 family, NA, AC Station, 1 or 2 x Type 1 Cable, 50A or 80A, 1-Phase, 18' or 23' Cable, 6' or 8' Cable Management Kit, Pedestal or Wall Mount, 8" Touch Display, Contactless Credit Card and RFID Reader, Cellular/Wi-Fi, UL, Power Share Jumper, 1YR Parts Warranty, Optional credit card reader
Eaton	CP6####-80A-L##-ETN (E0-000011)	6000 Series	EPRI/Evergy	AC	19.2	Y	CP6000 family, NA, AC Station, 1 or 2 x Type 1 Cable, 50A or 80A, 1-Phase, 18' or 23' Cable, 6' or 8' Cable Management Kit, Pedestal or Wall Mount, 8" Touch Display, Contactless Credit Card and RFID Reader, Cellular/Wi-Fi, UL, Power Share Jumper, 1YR Parts Warranty, Optional credit card reader
Eaton	CPE250C-625-CCS1-200A-****-ETN (E0-000057)	Express 250	EPRI/Evergy	DC	62.5	Y	ChargePoint Express 250 Station (62.5 kW) - includes Express 250 Station, 2x Power Modules, 1x CCS1 200A cable, 1x CHAdeMO cable or NACS, North America Modem/SIM, cUL and UL listed, requires CPE250-CMT-IMPERIAL in US, CPE250-CMT-METRIC in Canada. CPE250-CMT-IMPERIAL/METRIC not included. FWHA and FTA compliant models available as well as with integrated EMV Chip Reader terminal.
Eaton	CPE280-800-NA-CHIP-ETN (E0-000062)	Express 280 DC Fast Charging Station	EPRI	DC	160	Y	[Paired Unit, Credit Card Reader sku] ChargePoint Express 280 Station (80 kW) - includes Express 280 Station, 2x Power Modules, 1 or 2 connectors including CCS1, CHAdeMO, NACS. North America Modem/SIM, cUL and UL listed, FWHA and FTA compliant models available.
Eaton	CPE280-800-NA-CHIP-ETN (E0-000062)	Express 280 DC Fast Charging Station	EPRI	DC	80	Y	[Single Unit, Credit Card Reader sku] ChargePoint Express 280 Station (80 kW) - includes Express 280 Station, 2x Power Modules, 1 or 2 connectors including CCS1, CHAdeMO, NACS. North America Modem/SIM, cUL and UL listed, FWHA and FTA compliant models available.
Eaton	CPE280-800-NA-ETN (E0-000065)	Express 280 DC Fast Charging Station	EPRI	DC	160	Y	[Paired Unit] ChargePoint Express 280 Station (80 kW) - includes Express 280 Station, 2x Power Modules, 1 or 2 connectors including CCS1, CHAdeMO, NACS. North America Modem/SIM, cUL and UL listed, FWHA and FTA compliant models available.
Eaton	CPE280-800-NA-ETN (E0-000065)	Express 280 DC Fast Charging Station	EPRI	DC	80	Y	[Single Unit] ChargePoint Express 280 Station (80 kW) - includes Express 280 Station, 2x Power Modules, 1 or 2 connectors including CCS1, CHAdeMO, NACS. North America Modem/SIM, cUL and UL listed, FWHA and FTA compliant models available.
Eaton	CPE280-800-NA-FHWA-ETN (E0-000063)	Express 280 DC Fast Charging Station	EPRI	DC	160	Y	[Paired Unit, FHWA sku] ChargePoint Express 280 Station (80 kW) - includes Express 280 Station, 2x Power Modules, 1 or 2 connectors including CCS1, CHAdeMO, NACS. North America Modem/SIM, cUL and UL listed, FWHA and FTA compliant models available.

Eaton	CPE280-800-NA-FHWA-ETN (E0-000063)	Express 280 DC Fast Charging Station	EPRI	DC	80	Y	[Single Unit, FHWA sku] ChargePoint Express 280 Station (80 kW) - includes Express 280 Station, 2x Power Modules, 1 or 2 connectors including CCS1, CHAdeMO, NACS. North America Modem/SIM, cUL and UL listed, FHWA and FTA compliant models available.
Eaton	CPF50- L##-*****-40-ETN (E0-000249)	CPF50	EPRI/EVERGY	AC	9.6	Y	CPF50 family, Single or Dual Port, Pedestal or Wall Mount, 50A, Type 1, Cable 18' or 23', Single Phase Charger, Cable Management Kit optional
Eaton	CPF50- L##-*****-ETN (E0-000249)	CPF50	EPRI/EVERGY	AC	12	Y	CPF50 family, Single or Dual Port, Pedestal or Wall Mount, 50A, Type 1, Cable 18' or 23', Single Phase Charger, Cable Management Kit optional
Eaton	CPH50-40-ETN (E0-000249)	Home Flex	EPRI	AC	9.6	Y	CPH50 Dedicated Residential Charger, Single Port, J1772 or NACS, Wall Mount, 50A, Cable 18' or 23', Single Phase Charger
Eaton	CPH50-ETN (E0-000249)	Home Flex	EPRI	AC	12	Y	CPH50 Dedicated Residential Charger, Single Port, J1772 or NACS, Wall Mount, 50A, Cable 18' or 23', Single Phase Charger
Eaton	EXPP-PL20##-CHIP-ETN (E0-000183)	Express Plus 2000	EPRI	DC	500	Y	[CHIP sku] Express Plus system includes Power Block, Power Modules, and Power Link 2000 series; Each Power Link Dispenser can include 1 or 2 connector including CCS, NACS, or CHAdeMO
Eaton	EXPP-PL20##-ETN (E0-000174)	Express Plus 2000	EPRI	DC	500	Y	Express Plus system includes Power Block, Power Modules, and Power Link 2000 series; Each Power Link Dispenser can include 1 or 2 connector including CCS, NACS, or CHAdeMO
Eaton	EXPP-PL20##-FHWA-ETN (E0-000184)	Express Plus 2000	EPRI	DC	500	Y	[FHWA sku] Express Plus system includes Power Block, Power Modules, and Power Link 2000 series; Each Power Link Dispenser can include 1 or 2 connector including CCS, NACS, or CHAdeMO
Eaton	Express Plus 1000 Power Block: CPPB0001***-ETN (E0-000088) PM1.5 43-001200-**-ETN (E0-000088) EXPP-PL10###-##*##-##*##-***-ETN (E0-000088)	Express Plus	EPRI	DC	500	Y	Express Plus system includes Power Block, Power Modules, and Power Link 1000 series; Used for Fleet or Commercial.
Eaton	GMDC100-CCSX2	100kW CCSX2	EPRI	DC	100	Y	dual cable
Eaton	GMDC125-CCSX2	125kW CCSX2	EPRI	DC	125	Y	dual cable
Eaton	GMDC150-CCS	150kW CCS	EPRI	DC	150	Y	Single port
Eaton	GMDC150-CCSX2	150kW CCSX2	EPRI	DC	150	Y	dual cable
Eaton	GMDC50-CCS	50kW CCS	EPRI	DC	50	Y	Single port
Eaton	GMDC50-CCSX2	50kW CCSX2	EPRI	DC	50	Y	dual cable
Eaton	GMDC75-CCSX2	75kW CCSX2	EPRI	DC	75	Y	dual cable
Eaton	GMEV40CIE1B-WC/ GMEV40CIC1B-WC	Green Motion EV Charger	EPRI/EVERGY	AC	9.6	Y	
Eaton	GMEV80CIE1B-WC/ GMEV80CIC1B-WC	Green Motion EV Charger	EPRI/EVERGY	AC	19.2	Y	
Ekonoenergyka	AXE-S2B0-65XX4XXXX, AXE-S2B0-66XX4XXXX	Axon Easy 120	EPRI	DC	180	Y	Dual port.
Ekonoenergyka	AXE-S2A8-60XX4XXXX, AXE-S2A8-06XX4XXXX, AXE-S2A8-50XX4XXXX, AXE-S2A8-05XX4XXXX	Axon Easy 150	EPRI	DC	150	Y	Dual port.
Ekonoenergyka	AXE-S2A7-66XX4XXXX, AXE-S2A7-65XX4XXXX	Axon Easy 180	EPRI	DC	120	Y	Dual port.
Electric Avenue			EPRI	NETWORK			NETWORK ONLY
Electric Era	FC200K-##-##		EPRI	DC	400	Y	2 port DCFC (CCS, NACS, or CHAdeMO) with integrated 220kWh battery system capable of discharging 125kW or 233kW of power
Electrify America			EPRI	NETWORK			NETWORK ONLY
EO Charging	EA000-LE-BLK	Genius	SCE	AC	19.2	Y	Single Port, Standalone network capability
EO Charging	EA000-LE-BLK-40	Genius (40A limit)	SCE	AC	8.3	Y	Single Port, Standalone network capability
Epic Charging	EC48-AC	Epic48	EPRI	AC	11.5	Y	Single Port, Standalone network capability
Epic Charging	EC48-AC-40	Epic48	SCE	AC	11.5	Y	Single Port, Standalone network capability
Epic Charging	EC80-AC	Epic80	EPRI	AC	19.2	Y	Single Port, Standalone network capability
Epic Charging	ECB48-AC	Epic48	EPRI	AC	11.5	Y	Single Port, Standalone network capability
Epic Charging	ECB48-AC-40	Epic48	SCE	AC	11.5	Y	Single Port, Standalone network capability
Epic Charging	ECB80-AC	Epic80	EPRI	AC	19.2	Y	Single Port, Standalone network capability
Espen	TSEA240V/##AUS	TSEA240V/##AUS	EPRI	AC	19.2	Y	Single port.
Espen	EVC/A16	EVC/A16	EPRI	AC	3.8	Y	Single port.
Espen	EVC/A32	EVC/A32	EPRI	AC	7.6	Y	Single port.
Espen	EVC/A40	EVC/A40	EPRI	AC	9.6	Y	Single port.
Espen	EVC/A48	EVC/A48	EPRI	AC	11.5	Y	Single port.
Espen	EVC/A48X2	EVC/A48X2	EPRI	AC	11.5	Y	Dual port.
Espen	EVC/A48S	EVC/A48S	EPRI	AC	11.5	Y	Single port.
Espen	EVC/A48S-40	EVC/A48S	EPRI	AC	9.6	Y	Single port.
Espen	EVC/A80	EVC/A80	EPRI	AC	19.2	Y	Single port.
Espen	EVC/A80S	EVC/A80S	EPRI	AC	19.2	Y	Single port.
Espen	EVC/A80S-40	EVC/A80S	EPRI	AC	9.6	Y	Single port.
Espen	EVC/D030/S###	EVC/D030/S###	EPRI/PGE	DC	30	Y	1x CCS1 connector 1x CHAdeMO connector
Espen	EVC/D040P/S###	EVC/D040P/S###	EPRI	DC	40	Y	Dual port.CCS1, NACS ,CHAdeMO (Optional).
Espen	EVC/D060/S###	EVC/D060/S###	EPRI	DC	60	Y	1x CCS1 connector 1x CHAdeMO connector
Espen	EVC/D060P/S###	EVC/D060P/S###	EPRI	DC	60	Y	Dual port.CCS1, NACS ,CHAdeMO (Optional).
Espen	EVC/D120/S###	EVC/D120/S###	EPRI	DC	120	Y	1x CCS1 connector 1x CHAdeMO connector
Espen	EVC/D180/S###	EVC/D180/S###	EPRI/PGE	DC	180	Y	1x CCS1 connector 1x CHAdeMO connector; OCA Full and Security certificates under software version V1.00
Espen	EVC/D360/S###	EVC/D360/S###	EPRI	DC	360	Y	Power Cabinet. 1x CCS1 connector or 1x CHAdeMO connector. Vetted dispensers are DDWU362T0TE2PN-RW DDWU362T0TE2N7-RW, DDWU362V00E2N7-RW DDWU362U0UE2PN-RW, DDWU362U0UE2N7-RW, DDWU362K0TE2PN-RW, DDWU362K0TE2N7-RW, DDWU362K0UE2PN-RW, DDWU362K0UE2N7-RW, DDWU362G00E2PN-RW, DDWU362G00E2N7-RW, DDWU362K00E2PN-RW, DDWU362K00E2N7-RW, DDWU362U00E2PN-RW, DDWU362U00E2N7-RW, DDWU362T00E2PN-RW, DDWU362T00E2N7-RW, DDWU362V0UE2PN-RW, DDWU362V0UE2N7-RW, DDWU362V0KE2PN-RW, DDWU362V0KE2N7-RW, DDWU362V0TE2PN-RW, DDWU362V0TE2N7-RW, DDWU362V00E2PN-RW.

<b>EV Plus</b>			EPRI	NETWORK			Network Only
<b>EV Connect</b>			EPRI	NETWORK			Network Only
<b>EV Bolt</b>	Asterope 36	Asterope 36	SCE	DC	360	Y	Power Cabinet. 1x CCS1 connector or 1x CHAdeMO connector. Vetted dispensers are DDWU362T0TE2PN-RW DDWU362T0TE2N7-RW, DDWU362V00E2N7-RW DDWU362U0UE2PN-RW, DDWU362U0UE2N7-RW, DDWU362K0TE2PN-RW, DDWU362K0TE2N7-RW, DDWU362K0UE2PN-RW, DDWU362K0UE2N7-RW, DDWU362G00E2PN-RW, DDWU362G00E2N7-RW, DDWU362K00E2PN-RW, DDWU362K00E2N7-RW, DDWU362U00E2PN-RW, DDWU362U00E2N7-RW, DDWU362T00E2PN-RW, DDWU362T00E2N7-RW, DDWU362V0UE2PN-RW, DDWU362V0UE2N7-RW, DDWU362V0KE2PN-RW, DDWU362V0KE2N7-RW, DDWU362V0TE2PN-RW, DDWU362V0TE2N7-RW, DDWU362V00E2PN-RW.
<b>EV Bolt</b>	Classic 11	Classic 11	SCE	AC	11	Y	Single Port, Standalone network capability
<b>EV Bolt</b>	EVB-AC-PAX11	Prestige II	EPRI	AC	11	Y	Single Port, Standalone network capability
<b>EV Bolt</b>	EVB-DC-PS120	Asterope 12	SCE	DC	120	Y	1x CCS1 connector and 1x CHAdeMO connector or 2x CCS1 connectors.
<b>EV Bolt</b>	EVB-DC-PS180	Asterope 18	SCE	DC	180	Y	1x CCS1 connector 1x CHAdeMO connector
<b>EV Bolt</b>	EVB-DC-PS30	Asterope 3	SCE	DC	30	Y	1x CCS1 connector 1x CHAdeMO connector
<b>EV Bolt</b>	EVB-DC-PS60	Asterope 6	SCE	DC	60	Y	1x CCS1 connector 1x CHAdeMO connector
<b>EV Bolt</b>	EVB-DC-PS90	Asterope 9	SCE	DC	90	Y	1x CCS1 connector 1x CHAdeMO connector
<b>EVBox</b>	Troniq Modular	Troniq Modular	EPRI	DC	240	Y	2 Ports
<b>EverCharge</b>	E800-1017-01	DCFC 240kW Power Cabinet	EPRI	DC	240	Y	OCA Full and Security certificates under software version 1.2009.0 (alternate company name on OCA cert - Wanbang Digital Energy Co., Ltd.)
<b>EverCharge</b>	E800-1029-01	DCFC 240kW Power Dispenser, w/Dual 200A CCS1	EPRI	DC	240	Y	OCA Full and Security certificates under software version 1.2009.0 (alternate company name on OCA cert - Wanbang Digital Energy Co., Ltd.)
<b>EverCharge</b>	E800-1036-01	DCFC 30kW w/CCS1 Connector, Wall Mounted	EPRI	DC	30	Y	
<b>EverCharge</b>	E800-1040-01	DCFC 180kW All-in-One, w Dual CCS1	EPRI	DC	180	Y	
<b>EverCharge</b>	E800-1042-01	DCFC 320kW All-in-One, w/ Dual CCS1	EPRI	DC	320	Y	Dual port.
<b>EverCharge</b>	EV002-48,E800-1000	EV02	EPRI	AC	11.52	Y	Single Port, Standalone network capability
<b>EverCharge</b>	EV002-48,E800-1000-32A	EV02	EPR/SCE	AC	7.68	Y	Single Port, Standalone network capability
<b>EverCharge</b>	EV002-48,E800-1000-40A	EV02	EPRI	AC	8.3	Y	Single Port, Standalone network capability
<b>EverCharge</b>	EV002-80,E800-1001	EV02	EPRI	AC	19.2	Y	Single Port, Standalone network capability
<b>EverCharge</b>	EV002-80,E800-1001-40A	EV02	EPRI	AC	8.3	Y	Single Port, Standalone network capability
<b>EV Gateway</b>	EGW-EX-1193-#		EPRI	AC	19.2	Y	
<b>EV Gateway</b>	EGW-#C-48-#		EPRI	AC	11.5	Y	
<b>EV Gateway</b>	EGW-#C-40-#		EPRI	AC	9.6	Y	
<b>EV Gateway</b>	EGW-#C-32-#		EPRI	AC	7.7	Y	
<b>EvoCharge</b>	EVC5001####	EVC5001####	EPRI	AC	12	Y	Single port.
<b>EvoCharge</b>	EVC5002XYYY	EVC50	EPRI	AC	12	Y	Single port.
<b>EvoCharge</b>	EVC5003XYYY	EVC50 LTE	EPRI	AC	12	Y	Single port.
<b>EvoCharge</b>			EPRI	NETWORK			Network Only
<b>EV Passport</b>	C6AM150XX	C6AM150XX	EPRI	DC	150	Y	Standalone DCFC, no HPC needed, runs off its own power
<b>EV Passport</b>	C6AM90XX	C6AM90XX	EPRI	DC	95	Y	Runs on 208 3P power, standalone DCFC
<b>EV Passport</b>	Ezra Charger	Ezra	SCE/PGE	AC	7.7	Y	Single Port, Standalone network capability NRTL listed as Phihong AWLU770001
<b>EV Passport</b>	Howard Charger	Howard	SCE/PGE	AC	19.2	Y	Single Port, Standalone network capability NRTL listed as ioTecha CCS-ACL2
<b>EV Passport</b>	Rosa Charger	Rosa	EPRI	AC	11	Y	Single Port, Standalone network capability
<b>EV Plus</b>			EPRI	NETWORK			
<b>EV SIS</b>	JC-94F2-350-0T5	DC Charger 350kW	EPRI	DC	350	Y	Dual port. CCS / NACS(Optional), OCPP 2.0.1 will be supported
<b>EV SIS</b>	JC-94F2-400-0T5	DC Charger 400kW	EPRI	DC	400	Y	Dual port. CCS / NACS(Optional), OCPP 2.0.1 will be supported
<b>EV SIS</b>	JC-9932-100-CT	DC Charger 100kW	EPRI	DC	100	Y	CCS/CHAdeMO (optional), OCPP 2.0.1 will be supported
<b>EV SIS</b>	JC-9932-180-CT	DC Charger 180kW	EPRI	DC	180	Y	Dual port. CCS / NACS(Optional), OCPP 2.0.1 will be supported
<b>EV SIS</b>	JC-9932-240-CT	DC Charger 240kW	EPRI	DC	240	Y	Dual port. CCS / NACS(Optional), OCPP 2.0.1 will be supported
<b>EV SIS</b>	JC-9A31-30-CT	DC Charger 30kW	EPRI	DC	30	Y	CCS/OCPP 2.0.1 will be supported
<b>Fermata</b>			EPRI	NETWORK	NA		
<b>Flipturn</b>			EPRI	NETWORK	NA	Y	
<b>FLO</b>	Ultra	Ultra	EPRI	DC	320	Y	Dual Port
<b>Ford Pro Charging</b>	DC Charging Station 120kW	DC Charging Station 120kW	EPRI	DC	120	Y	Dual port.
<b>Ford Pro Charging</b>	DC Charging Station 240kW	DC Charging Station 240kW	EPRI	DC	240	Y	Dual port.
<b>Ford Pro Charging</b>	FPC-AC0048ZC-###	Ford Pro AC Charging Station, 48A Series 2	EPRI	AC	11.5	Y	Single Port.
<b>Ford Pro Charging</b>	FPC-AC0080ZC-U##	Ford Pro AC Charging Station, Series 2	EPRI	AC	19.2	Y	Single Port NRTL Listed as EX-1193-1
<b>Ford Pro Charging</b>	FPC-AC0011ZC-U##		EPR/PGE	AC	11.5		Single Port NRTL listed as Siemens 8EM1314-5CG14-2FA2
<b>Ford Pro Charging</b>	FPC-AC0019ZC-U##		EPR/PGE	AC	19.2	Y	Single Port NRTL listed as LiteOn EX 1193 XXXX certified models
<b>Ford Pro Charging</b>	FPC-DC0060AA-U##		EPR/PGE	DC	60		Single or Dual Port 2x CCS1 connector . NRTL listed as Power Electronics NB060SU20
<b>Ford Pro Charging</b>	FPC-DC0120AA-U##		EPR/PGE	DC	120	Y	2x CCS1 200A or 300A connector NRTL listed as Power Electronics NB120SU20
<b>Ford Pro Charging</b>			EPR/PGE	NETWORK	NA		
<b>FractalEV</b>	FR-802E1DRNAK	FR-80 (ISO)	EPRI	AC	19.2	Y	Single port
<b>FractalEV</b>	FR-482E1DRNAK	FR-48 (ISO)	EPRI	AC	11.5	Y	Single port

Free2Move	E21CA180Dx		EPRI	AC	11	Y	Single Port, Standalone network capability; OCA Full and Security certificates under software version V1.00
Free2Move	E21CH012##		EPRI	AC	11	Y	Single Port, Standalone network capability; OCA Full and Security certificates under software version V1.00
Free2Move	E21CH060Dx		EPRI	DC	60	Y	1x CCS1 connector 1x CHAdeMO connector
Free2Move	E21CH180##		EPRI/PGE	DC	180	Y	1x CCS1 connector 1x CHAdeMO connector; OCA Full and
Gateway International 360	GW-EV4040-40-XXX	GW-EV4040-40-XXX	EPRI	DC	40	Y	Dual port.CCS1, NACS ,CHAdeMO (Optional).
Gateway International 360	GW-EV4040-60-XXX	GW-EV4040-60-XXX	EPRI	DC	60	Y	1x CCS1 connector 1x CHAdeMO connector
Gateway International 360	GW-EV4600-XXX	GW-EV4600-XXX	EPRI	DC	360	Y	Power Cabinet. 1x CCS1 connector or 1x CHAdeMO connector.
Gateway International 360	GW-EV75/XXX	GW-EV75/XXX	EPRI	AC	11.5	Y	Single port.
Gateway International 360	GW-EV3000/XXX	GW-EV3000/XXX	EPRI	DC	30	Y	1x CCS1 connector 1x CHAdeMO connector
Gateway International 360	GW-EV4400-120/XXX	GW-EV4400-120/XXX	EPRI	DC	120	Y	1x CCS1 connector 1x CHAdeMO connector
Gateway International 360	GW-EV4400-180/XXX	GW-EV4400-180/XXX	EPRI	DC	180	Y	1x CCS1 connector 1x CHAdeMO connector; OCA Full and Security certificates under software version V1.00
Gateway International 360	GW-EV4400-360/XXX	GW-EV4400-360/XXX	EPRI	DC	360	Y	Power Cabinet. 1x CCS1 connector or 1x CHAdeMO connector. Vetted dispensers are DDWU362T0TE2PN-RW DDWU362T0TE2N7-RW, DDWU362V00E2N7-RW DDWU362U0UE2PN-RW, DDWU362U0UE2N7-RW, DDWU362K0TE2PN-RW, DDWU362K0TE2N7-RW, DDWU362K0UE2PN-RW, DDWU362K0UE2N7-RW, DDWU362G00E2PN-RW, DDWU362G00E2N7-RW, DDWU362K00E2PN-RW, DDWU362K00E2N7-RW, DDWU362U00E2PN-RW, DDWU362U00E2N7-RW, DDWU362T00E2PN-RW, DDWU362T00E2N7-RW, DDWU362V0UE2PN-RW, DDWU362V0UE2N7-RW, DDWU362V0KE2PN-RW, DDWU362V0KE2N7-RW, DDWU362V0TE2PN-RW, DDWU362V0TE2N7-RW, DDWU362V00E2PN-RW.
Gateway International 360	GW-EV4400-60/XXX	GW-EV4400-60/XXX	EPRI	DC	60	Y	1x CCS1 connector 1x CHAdeMO connector
Gateway International 360	GW-EV500/XXX	GW-EV500/XXX	EPRI	AC	11.5	Y	Single port.
Gateway International 360	GW-EV550-C/XXX	GW-EV550-C/XXX	EPRI	AC	19.2	Y	Single port.
Generac Power Systems	PUP3-U-1-6-C-GC2	48A Level 2 Pro	EPRI	AC	11.5	Y	# is a hold for cable length, connector type, power supply version, custom, and color. Payment terminal requirements aren't met by charger independently. We do allow integration with EVSP that have cloud-to-cloud integrations with payment terminals or kiosks. Examples can be provided.
Gravity	GT-LLH500EX		EPRI	DC	500	Y	
Gravity	GR-LH500CX		EPRI	DC	500	Y	
Gravity	GT-LAV500EX		EPRI	DC	500	Y	
Gravity	GT-LV500CX		EPRi	DC	500	Y	
Gravity	GT-AV200XX		EPRI	DC	200	Y	
Gravity	GT-AH200XX		EPRI	DC	200	Y	
Gravity			EPRI	NETWORK	NA	Y	
Heliox	HE9820014-01-AAVHE9820014-01-AAA	Flex 180 AIO	EPRI	DC	180	Y	Distributed charger system that supports has a built-in CCS1 cable and supports up to 2 additional connection ports with applicable dispenser or pantograph
Heliox	HE9821001-01	Flex 180	EPRi/SCE	DC	180	Y	This product listing did not include the pantograph. Please consult with the manufacturer regarding pantograph selection. Pantographs are being Recognized under UL 2251. Field listing of system hardware may be required at deployment.
Heliox	HE9822019-01	Flex 360	EPRi/SCE	DC	360	Y	Base product, 360kW, W DC HPC D UL
Heliox	HE9823005-01	Heliox 60kW	EPRI	DC	60	Y	Single port. Available as mobile, wall, or pedestal mount
Heliox	HE9823007-01	Heliox 30kW	EPRI	DC	30	Y	Single port. Available as mobile, wall, or pedestal mount
Heliox	HE9823009-01	Heliox 44kW Bidirectional	EPRI	DC V2G	44	Y	Single port. Available as wall or pedestal mount
Heliox	HE9825001-01	Heliox 60kW Dual	EPRI	DC	60	Y	Dual port. Available as wall or pedestal mount
i-charging	blueberry	BB50	EPRI	DC	50	Y	Dual port
i-charging	blueberry CLUSTER	blueberry CLUSTER	EPRI	DC	500	Y	Four ports. Simultaneous charging, Dynamic Power Allocation, 50 to 900 kW. 1 to 3 Power Units (cabinets) and up to 4 plugs in dispenser and satellites
i-charging	blueberry FUSION	blueberry FUSION	EPRI	DC	150	Y	Dual port. Simultaneous charging, Dynamic Power Allocation, 50, 100 and 150kW available
i-charging	blueberry PLUS	PU 200 R2 / PU 300 R2	EPRI	DC	500	Y	Four ports. Simultaneous charging, Dynamic Power Allocation, 50 to 900 kW. 1 to 3 Power Units (cabinets) and 1 Dispenser w 2 Plugs
ICAPIA	ICACLS4040	i4040	EPRI	AC	9.6	Y	Dual port.
ICAPIA	ICACLS4080	i4080	EPRI	AC	19.2	Y	Dual port.
ICAPIA	ICACLS80	i80	EPRI	AC	19.2	Y	Single port.
ICAPIA	ICACOP48	OPAL OMNI 48	EPRI	AC	11.5	Y	Single port.
iENERGIE360 US INC. dba. In	iNSCDA120K1	Ampax	EPRI	DC	120	Y	Dual port.
iENERGIE360 US INC. dba. In	iNSCDA150K1	Ampax	EPRI	DC	150	Y	Dual port.
iENERGIE360 US INC. dba. In	iNSCDA180K1	Ampax	EPRI	DC	180	Y	Dual port.
iENERGIE360 US INC. dba. In	iNSCDA240K1	Ampax	EPRI	DC	240	Y	Dual port.
InCharge	ICE 80A Dual	ICE 80A Dual	EPRI	AC	19.2	Y	Dual port.
InCharge	ICE 80A Dual-40	ICE 80A Dual	EPRI	AC	9.6	Y	Dual port.
InCharge	ICE-80A Gen2	ICE-80A Gen2	EPRI	AC	19.2	Y	Single port.
InCharge	ICE 480	ICE 480	EPRI	DC	480	Y	Supports both CCS and CHAdeMO standards with one or two connectors. This DC Split System is designed to provide high power charging with distributed dispenser and power conversion units.
InCharge	ICE CUBE 200kWh/200kW Battery Buffer	ICE CUBE 200kWh/200kW Battery Buffer	EPRI	DC	240	Y	Battery integrated DCFC. Up to 4 ports.
InCharge	ICE-120	ICE-120	EPRI	DC	120	Y	1x CCS1 connector 1x CHAdeMO connector NRTL listed as Shenzhen InfyPower : EXP120K2-FD-UU2 & EXP120K2-FS-U2
InCharge	ICE-180	ICE-180	EPRI	DC	180	Y	1x CCS1 connector 1x CHAdeMO connector NRTL listed as Shenzhen InfyPower : EXP180K2-FD-UU2 & EXP180K2-FS-U2
InCharge	ICE-30	ICE-30	EPRI	DC	30	Y	1x CCS1 connector 1x CHAdeMO connector NRTL listed as Shenzhen InfyPower : EXP30k2-FSW-U2 & EXP30kW-FDW-UU2

<b>InCharge</b>	ICE-60	ICE-60	EPRI	DC	60	Y	1x CCS1 connector 1x CHAdeMO connector NRTL listed as Shenzhen InfyPower : EXP60K2-FD-UU2 & EXP60K2-FS-U2
<b>InCharge</b>	ICE-22 V2X Wallbox	ICE-22 V2X Wallbox	EPRI	DC V2G	22	Y	Supports both CCS and CHAdeMO. Up to 2 ports.
<b>InCharge</b>	ICE-44 V2X Wallbox	ICE-44 V2X Wallbox	EPRI	DC V2G	44	Y	Single or dual port. Supports both CCS and CHAdeMO. Up to 2 ports.
<b>InCharge</b>	ICE-66 V2X	ICE-66 V2X	EPRI	DC V2G	66	Y	Single or dual port. Supports both CCS and CHAdeMO. Up to 2 ports.
<b>InCharge</b>	ICE-132 V2X	ICE-132 V2X	EPRI	DC V2G	132	Y	Dual port.
<b>InCharge</b>	ICE60K3-FDW-UU2	ICE-60 DCWB	EPRI	DC	60	Y	Dual port.
<b>InCharge</b>	IDC600K3-FMR5-2	ICE-600	EPRI	DC	600	Y	Ten ports.
<b>Ingteam</b>	RAPID 120	RAPID 120	EPRI	DC	120	Y	Stand-alone. Single or dual port. CCS1, NACS and/or CHAdeMO.
<b>Ingteam</b>	RAPID 150	RAPID 150	EPRI	DC	150	Y	Stand-alone. Single or dual port. CCS1, NACS and/or CHAdeMO.
<b>Ingteam</b>	RAPID 180	RAPID 180	EPRI	DC	180	Y	Stand-alone. Single or dual port. CCS1, NACS and/or CHAdeMO.
<b>Ingteam</b>	RAPID 60E	RAPID 60E	EPRI	DC	60	Y	Stand-alone. Single or dual port. CCS1, NACS and/or CHAdeMO.
<b>Ingteam</b>	RAPID 90	RAPID 90	EPRI	DC	90	Y	Stand-alone. Single or dual port. CCS1, NACS and/or CHAdeMO.
<b>Integra Energy</b>	IEV-48SEL-G2	IEV-48SEL-G2	EPRI	AC	11.5	Y	Single port.
<b>Integra Energy</b>	IEV-80SEL-G2	IEV-80SEL-G2	EPRI	AC	19.2	Y	Single port.
<b>Integra Energy</b>	IEV/D030/SXXX	IEV/D030/SXXX	EPR/PGE	DC	30	Y	1x CCS1 connector 1x CHAdeMO connector
<b>Integra Energy</b>	IEV/D060/SXXX	IEV/D060/SXXX	EPRI	DC	60	Y	1x CCS1 connector 1x CHAdeMO connector
<b>Integra Energy</b>	IEV/D120/SXXX	IEV/D120/SXXX	EPRI	DC	120	Y	1x CCS1 connector 1x CHAdeMO connector
<b>Integra Energy</b>	IEV/D180/SXXX	IEV/D180/SXXX	EPR/PGE	DC	180	Y	1x CCS1 connector 1x CHAdeMO connector; OCA Full and Security certificates under software version V1.00
<b>Integra Energy</b>	IEV/D360/SXXX	IEV/D360/SXXX	EPRI	DC	360	Y	Power Cabinet. 1x CCS1 connector or 1x CHAdeMO connector. Vetted dispensers are DDWU362T0TE2PN-RW DDWU362U0UE2PN-RW, DDWU362U0UE2N7-RW, DDWU362K0TE2PN-RW, DDWU362K0TE2N7-RW, DDWU362K0UE2PN-RW, DDWU362K0UE2N7-RW, DDWU362G00E2PN-RW, DDWU362G00E2N7-RW, DDWU362K00E2PN-RW, DDWU362K00E2N7-RW, DDWU362U00E2PN-RW, DDWU362U00E2N7-RW, DDWU362T00E2PN-RW, DDWU362T00E2N7-RW, DDWU362V0UE2PN-RW, DDWU362V0UE2N7-RW, DDWU362V0KE2PN-RW, DDWU362V0KE2N7-RW, DDWU362V0TE2PN-RW, DDWU362V0TE2N7-RW, DDWU362V00E2PN-RW.
<b>IoTecha</b>	CCS-ACL2 / CCS-C80A	CCS-C80A-xyyy	EPRI	AC	19.2	Y	Single Port. xx - cable length (15 or 25ft) yyy - LTE option
<b>IoTecha</b>	CCS-ACL2-40 / CCS-C40A	CCS-ACL2-40 / CCS-C40A	EPRI	AC	8.3	Y	Single Port.
<b>IoTecha</b>	CCS-C80C	CCS-C80C-xyyy	EPRI	AC	19.2	Y	Single Port. xx - cable length (15 or 25ft) yyy - LTE option
<b>IoTecha</b>			EPRI	NETWORK	NA	Y	
<b>It's Electric Inc.</b>	Brooklyn-718	Brooklyn-718	EPRI	AC	7.68	Y	Single port. Paired with SWTCH network
<b>IXP, LLC</b>	IXP-E48	IXP-E48	EPRI	AC	11.5	Y	
<b>IXP, LLC</b>	IXP-E80	IXP-E80	EPRI	AC	19.2	Y	EV Charger, 80 Amp, Level 2, 4G Module, ISO 15118 compliant, Credit Card Reader, Commercial, Gen 2, Orange
<b>Jule (eCAMION)</b>	Jule-100	Jule Charger 100	EPRI	DC	100	Y	DCFC that works with ESS w/ voltage range 650-800VDC
<b>Jule (eCAMION)</b>	Jule-200	Jule Charger 200	EPRI	DC	200	Y	DCFC that works with ESS w/ voltage range 650-800VDC
<b>Jule (eCAMION)</b>	Jule-300	Jule Charger 300	EPRI	DC	350	Y	DCFC that works with ESS w/ voltage range 650-800VDC
<b>KemPower</b>	2xC"X"03 Series		CALSTART	DC	500 - 1200	Y	Only valid with NACS/CCS1/CHAdeMO dispenser
<b>KemPower</b>	C500 Series	C-Series (Single)	CALSTART	DC	200 - 600	Y	Offers various configurations
<b>KemPower</b>	C800 Series	C-Series (Paired)	CALSTART	DC	201 - 600	Y	Offers various configurations
<b>Kempower</b>	C501###	C-Series	EPRI	DC	200	Y	1-4 power modules supporting max output range of 50-200kW
<b>Kempower</b>	C502###	C-Series	EPRI	DC	350	Y	1-7 power modules supporting max output range of 50-350kW
<b>Kempower</b>	C503###	C-Series	EPRI	DC	350	Y	1-7 power modules supporting max output range of 50-350kW
<b>Kempower</b>	C801###	C-Series	EPRI	DC	200	Y	1-4 power modules supporting max output range of 50-200kW
<b>Kempower</b>	C802###	C-Series	EPRI	DC	350	Y	1-7 power modules supporting max output range of 50-350kW
<b>Kempower</b>	C803###	C-Series	EPRI	DC	350	Y	1-7 power modules supporting max output range of 50-350kW
<b>LEDVANCE LLC</b>	75902	EVC/80A/LVL2/C2/OR	EPRI	AC	19.2	Y	EV Charger, 80 Amp, Level 2, Commercial, Gen 2, Orange
<b>LEDVANCE LLC</b>	75915	EVC/80A/LVL2/C2/OR	EPRI	AC	19.2	Y	EV Charger, 80 Amp, Level 2, 4G Module, Commercial, Gen 2, Orange
<b>LEDVANCE LLC</b>	74903	EVC/80A/LVL2/C2/OR	EPRI	AC	19.2	Y	EV Charger, 80 Amp, Level 2, ISO 15118 compliant, Commercial, Gen 2, Orange
<b>LEDVANCE LLC</b>	75925	EVC/80A/LVL2/C2/OR	EPRI	AC	19.2	Y	EV Charger, 80 Amp, Level 2, 4G Module, ISO 15118 compliant, Commercial, Gen 2, Orange
<b>LEDVANCE LLC</b>	75904	EVC/80A/LVL2/C2/OR	EPRI	AC	19.2	Y	EV Charger, 80 Amp, Level 2, ISO 15118 compliant, Credit Card Reader, Commercial, Gen 2, Orange
<b>LEDVANCE LLC</b>	75928	EVC/80A/LVL2/C2/OR	EPRI	AC	19.2	Y	EV Charger, 80 Amp, Level 2, 4G Module, Credit Card Reader, Commercial, Gen 2, Orange
<b>LEDVANCE LLC</b>	75926	EVC/80A/LVL2/C2/OR	EPRI	AC	19.2	Y	EV Charger, 80 Amp, Level 2, 4G Module, ISO 15118 compliant, Credit Card Reader, Commercial, Gen 2, Orange
<b>LEDVANCE LLC</b>	75899	EVC/48A/LVL2/C2/OR	EPRI	AC	11.5	Y	EV Charger, 48 Amp, Level 2, Commercial, Gen 2, Orange
<b>LEDVANCE LLC</b>	75905	EVC/48A/LVL2/C2/OR	EPRI	AC	11.5	Y	EV Charger, 48Amp, Level 2, 4G Module, Commercial, Gen 2, Orange
<b>LEDVANCE LLC</b>	75900	EVC/48A/LVL2/C2/OR	EPRI	AC	11.5	Y	EV Charger, 48 Amp, Level 2, ISO 15118 compliant, Commercial, Gen 2, Orange
<b>LEDVANCE LLC</b>	75906	EVC/48A/LVL2/C2/OR	EPRI	AC	11.5	Y	EV Charger, 48 Amp, Level 2, 4G Module, ISO 15118 compliant, Commercial, Gen 2, Orange
<b>LEDVANCE LLC</b>	75901	EVC/48A/LVL2/C2/OR	EPRI	AC	11.5	Y	EV Charger, 48 Amp, Level 2, ISO 15118 compliant, Credit Card Reader, Commercial, Gen 2, Orange
<b>LEDVANCE LLC</b>	75927	EVC/48A/LVL2/C2/OR	EPRI	AC	11.5	Y	EV Charger, 48 Amp, Level 2, 4G Module, Credit Card Reader, Commercial, Gen 2, Orange
<b>LEDVANCE LLC</b>	75907	EVC/48A/LVL2/C2/OR	EPRI	AC	11.5	Y	EV Charger, 48 Amp, Level 2, 4G Module, ISO 15118 compliant, Credit Card Reader, Commercial, Gen 2, Orange

Lincoln Electric	Velion 150	Velion	EPRI	DC	150	Y	Single port.
LITE-ON	EX-1193-8	BC2 80A	EPRI	AC	19.2	Y	Single port.
LITE-ON	EX-1193-E	SC2 Plus 80A	EPRI	AC	19.2	Y	Single port.
LITE-ON	EX-1193-H	IC2 80A POS	EPRI	AC	19.2	Y	Single port.
LITE-ON	EX-1193-K	SC2 Plus 80A POS	EPRI	AC	19.2	Y	Single port.
LITE-ON	EX-1193-M	IC2 80A	EPRI	AC	19.2	Y	Single port.
LITE-ON	EX-1193-T	SC2 80A	EPRI	AC	19.2	Y	Single port.
LITE-ON	W1-UC168-0MF1F0	ADV 48A	EPRI	AC	11.52	Y	Single port.
LITE-ON	W1-UC168-0MF1FR	ADV+ 48A	EPRI	AC	11.52	Y	Single port.
LITE-ON	W1-UC168-0MJ1EP	ADV+ 48A POS	EPRI	AC	11.52	Y	Single port.
LITE-ON	W1-UC168-0MK1ER	IC 48A	EPRI	AC	11.52	Y	Single port.
LITE-ON	W1-UC168-0ML1EP	IC 48A POS	EPRI	AC	11.52	Y	Single port.
Loop Global	EVS-80A-L2-002	EV-Fleet	EPRI	AC	19.2	Y	SAE J1772, Standalone network capability
Loop Global	EVS-80A-L2-002-40	EV-Fleet	EPRI	AC	9.6	Y	SAE J1772, Standalone network capability
Loop Global	EVS-FLASH-300-D01	Infinity Flash (with screen)	EPRI	DC	300	Y	Dual port with screen. Power cabinet required: EVS-FLASH- 360-PC01
Loop Global	EVS-FLASH-300-D01-150	Infinity Flash (with screen)(derated)	EPRI	DC	150	Y	150kW max per port
Loop Global	EVS-FLASH-300-D02	Infinity Flash (without screen)	EPRI	DC	300	Y	Dual port without screen. Power cabinet required: EVS-FLASH-360-PC01
Loop Global	EVS-FLASH-300-D02-150	Infinity Flash (without screen)(derated)	EPRI	DC	150	Y	150kW max per port
Lynkwell	LW141-DC480/480-SA-CC18	LW141-DC480/480-SA-CC18	EPRI	DC	480	Y	Dual port. 2x CCS1 connector
Lynkwell	LW141-DC480/480-SA-CN-18	LW141-DC480/480-SA-CN-18	EPRI	DC	480	Y	Dual port. 1x CCS1 connector, 1x NACS/J3400 connector
Lynkwell	LW141-DC480/400-SA-CC18	LW141-DC480/400-SA-CC18	EPRI	DC	400	Y	Dual port. 2x CCS1 connector
Lynkwell	LW141-DC480/400-SA-CN18	LW141-DC480/400-SA-CN18	EPRI	DC	400	Y	Dual port. 1x CCS1 connector, 1x NACS/J3400 connector
Lynkwell	LW141-DC480/320-SA-CC18	LW141-DC480/320-SA-CC18	EPRI	DC	320	Y	Dual port. 2x CCS1 connector
Lynkwell	LW141-DC480/320-SA-CN18	LW141-DC480/320-SA-CN18	EPRI	DC	320	Y	Dual port. 1x CCS1 connector, 1x NACS/J3400 connector
Lynkwell	LW102-AC80-#	Xlynk	EPRI	AC	19.2	Y	Single port.
Lynkwell	LW101-AC48	Xlynk	EPRI	AC	11.5	Y	Single port.
Lynkwell	LW101-AC48-40	Xlynk	EPRI/SCE	AC	9.6	Y	Single port.
Lynkwell	LW141-AC80	LW141-AC80	EPRI	AC	19.2	Y	Single port.
Lynkwell	LW141-DC100	LW141-DC100	EPRI/PGE	DC	100	Y	Single or dual port
Lynkwell	LW141-DC120	LW141-DC120	EPRI/PGE	DC	120	Y	Single or dual port
Lynkwell	LW141-DC140	LW141-DC140	EPRI/PGE	DC	140	Y	Single or dual port
Lynkwell	LW141-DC160	LW141-DC160	EPRI/PGE	DC	160	Y	Single or dual port
Lynkwell	LW141-DC180	LW141-DC180	EPRI/PGE	DC	180	Y	Single or dual port
Lynkwell	LW141-DC200	LW141-DC200	EPRI/PGE	DC	200	Y	Single or dual port
Lynkwell	LW141-DC220	LW141-DC220	EPRI/PGE	DC	220	Y	Single or dual port
Lynkwell	LW141-DC240	LW141-DC240	EPRI/PGE	DC	240	Y	Single or dual port
Lynkwell	LW141-DC40	LW141-DC40	EPRI/PGE	AC	8.3	Y	Dual Port. This is the same model as the UF****01. The charger can be derated to 40A and thus be eligible for SCE's Charge Ready Light Duty program. SCE added -40 at the end to differentiate it from the other 80A version.
Lynkwell	LW141-DC60	LW141-DC60	EPRI/PGE	DC	60	Y	Single or dual port
Lynkwell	LW141-DC640	LW141-DC640	EPRI/PGE	DC	640	Y	The DC HiPower has a power cabinet with dispenser set up. It comes in 320, 480, or 640kW options and can be purchased with 2, 4, 6, or 8 ports depending on the number of dispensers.
Lynkwell	LW141-DC80	LW141-DC80	EPRI/PGE	DC	80	Y	Single or dual port
Lynkwell	LW201-AC80	LW201-AC80	PGE	AC	19.2	Y	
Lynkwell	LW202-AC32	LW202-AC32	Eversource CT	AC	7.7	Y	Single port.
Lynkwell	LW202-AC48	LW202-AC48	EPRI	AC	11.52	Y	Single port.
Lynkwell	LW202-AC80	LW202-AC80	EPRI	AC	19.2	Y	Single port.
Lynkwell	LW301-DC-180	LW301-DC-180	EPRI	DC	180	Y	
Lynkwell	LW301-DC200	LW301-DC200	EPRI	DC	200	Y	Single port.
Lynkwell	LW301-DC240	LW301-DC240	EPRI	DC	240	Y	OCA Full and Security certificates under software version 1.2009.0 (alternate company name on OCA cert - Wanbang Digital Energy Co., Ltd.)
Lynkwell	LW301-DC30	LW301-DC30	EPRI	DC	30	Y	
Lynkwell	LW301-DC320	LW301-DC320	EPRI	DC	320	Y	Dual port.
Lynkwell	LW301-DC60	LW301-DC60	EPRI	DC	60	Y	
Lynkwell	LW401-DC200	LW401-DC200	EPRI	DC	200	Y	Up to 200kW per port. 2 ports. All-in-one system integrating AC-DC power conversion and DC output with one system
Lynkwell	LW401-DC600	LW401-DC600	EPRI	DC	600	Y	This is distributed system that can connect up to two 400kW dispensers(Model no: DP400K-xx-PS-yy) ## : Variable based on any other options xx : Variable based on connector type(CCS1, NACS) yy : variable based on any other options
Monta			EPRI	NETWORK			Network Only
Nidec	EVDIS-L120DAWM010	DirectPowerPS Tower 120 Flagship	EPRI	DC	120	Y	120kW all-in-one charger with 2 connectors, advertising display, and payment terminal. Alternate designations: DirectPowerPS 120 Flagship, DirectPowerPS 120
Nidec	EVDIS-L120DFW00041	DirectPowerPS Tower 120 Fleet	EPRI	DC	120	Y	120kW all-in-one charger with 2 connectors. Alternate designations: DirectPowerPS 120 Fleet, DirectPowerPS 120
Nidec	EVDIS-L180DAWM010	DirectPowerPS Tower 180 Flagship	EPRI	DC	180	Y	180kW all-in-one charger with 2 connectors, advertising display, and payment terminal. Alternate designations: DirectPowerPS 180 Flagship, DirectPowerPS 180
Nidec	EVDIS-L180DFW00041	DirectPowerPS Tower 180 Fleet	EPRI	DC	180	Y	180kW all-in-one charger with 2 connectors. Alternate designations: DirectPowerPS 180 Fleet, DirectPowerPS 180
Nidec	EVDIS-L240DAWM000	DirectPowerPS Tower 240 Flagship	EPRI	DC	240	Y	240kW all-in-one charger with 2 connectors, advertising display, and payment terminal. Alternate designations: DirectPowerPS 240 Flagship, DirectPowerPS 240
Nidec	EVDIS-L240DFW00031	DirectPowerPS Tower 240 Fleet	EPRI	DC	240	Y	240kW all-in-one charger with 2 connectors. Alternate designations: DirectPowerPS 240 Fleet, DirectPowerPS 240
Nidec	EVDIS-L300DAWM000	DirectPowerPS Tower 300 Flagship	EPRI	DC	300	Y	300kW all-in-one charger with 2 connectors, advertising display, and payment terminal. Alternate designations: DirectPowerPS 300 Flagship, DirectPowerPS 300
Nidec	EVDIS-L300DFW00031	DirectPowerPS Tower 300 Fleet	EPRI	DC	300	Y	300kW all-in-one charger with 2 connectors. Alternate designations: DirectPowerPS 300 Fleet, DirectPowerPS 300
Nidec	EVDIS-L360DAWM000	DirectPowerPS Tower 360 Flagship	EPRI	DC	360	Y	360kW all-in-one charger with 2 connectors, advertising display, and payment terminal. Alternate designations: DirectPowerPS 360 Flagship, DirectPowerPS 360
Nidec	EVDIS-L360DFW00031	DirectPowerPS Tower 360 Fleet	EPRI	DC	360	Y	360kW all-in-one charger with 2 connectors. Alternate
Noodoe	AC11P-40/AC11P Exceed-40		EPRI	AC	8.3	Y	Single port.
Noodoe	AC11P/AC11P Exceed		EPRI	AC	11.5	Y	Single port.

Noodoe			EPRI	NETWORK	NA	Y	Ocpp Full certificate for software version v1.0.2
Noodoe	AC19L		SCE	AC	19	Y	Single Port, Standalone network capability
Noodoe	AC19L Exceed		SCE	AC	19	Y	Single Port, Standalone network capability
Noodoe	DC060PHCSX13480SUS1		SCE	DC	60	Y	1x CCS1 connector 1x CHAdeMO connector
Noodoe	DC060PHSSX13480SUS1		SCE	DC	60	Y	2x CCS1 connector
Noodoe	DC090PHCSX13480SUS1		SCE	DC	90	Y	1x CCS1 connector 1x CHAdeMO connector
Noodoe	DC090PHSSX13480SUS1		SCE	DC	90	Y	2x CCS1 connector
Noodoe	DC120PHCSX13480SUS1		SCE	DC	120	Y	1x CCS1 connector 1x CHAdeMO connector
Noodoe	DC120PHSSX13480SUS1		SCE	DC	120	Y	2x CCS1 connector
Noodoe	DC150PHCSX13480SUS1		SCE	DC	150	Y	1x CCS1 connector 1x CHAdeMO connector
Noodoe	DC150PHSSX13480SUS1		SCE	DC	150	Y	2x CCS1 connector
Noodoe	DC180PHCSX13480SUS1		SCE	DC	180	Y	1x CCS1 connector 1x CHAdeMO connector
Noodoe	DC180PHSSX13480SUS1		SCE	DC	180	Y	2x CCS1 connector
NorthCharge US LLC.	ADC002C190NACS90	CORE 180	EPRI	DC	180	Y	Dual port.
Nuvve	DC RES-HD125-V2G (RES-HD125-V2G)	DC Rapid HD Charging Station 125kW	SCE/PGE	DC V2G	125	Y	Power Cabinet, Rhombus: RES-DCVC125-480-V2G (RES-HD125-V2G), Firmware 603/0A16, Checksum A6AB Approved dispensers are RES-D2-CS20-V2G (RES-HD125-V2G), 1x CCS1 connector
Nuvve	DC RES-HD60-V2G (RES-HD60-V2G)	DC Rapid HD Charging Station 60kW	SCE/PGE	DC V2G	60	Y	Power Cabinet, Rhombus: RES-DCVC60-480-V2G (RES-HD60-V2G), Firmware 603/0A16, Checksum 0A16 Approved dispensers are RES-D2-CS20-V2G (RES-HD125-V2G), 1x CCS1 connector
Nuvve	EVSE-B-P1-H1(-####)	EVSE PowerPort Neo 19kW L2 (1 phase, J1772)	SCE	AC	19.2	Y	Single Port, Standalone network capability
Nuvve	JT-30DC-V1G(-####)	EVSE Nuvve DC 30kW Smart Charge	EPRI	DC	30	Y	Single port.
Nuvve	TP-120DC-V1G(-####)	EVSE Nuvve DCFC 120kW Smart Charge	EPRI	DC	120	Y	Dual port. Can be configured with: 2x CCS, 2x NACS, 2x CHAdeMO, 1x CCS + 1x NACS, 1x CCS + 1x CHAdeMO
Nuvve	TP-160DC-V1G(-####)	EVSE Nuvve DCFC 160kW Smart Charge	EPRI	DC	160	Y	Dual port. Can be configured with: 2x CCS, 2x NACS, 2x CHAdeMO, 1x CCS + 1x NACS, 1x CCS + 1x CHAdeMO
Nuvve	TP-180DC-V1G(-####)	EVSE Nuvve DCFC 180kW Smart Charge	EPRI	DC	180	Y	Dual port. Can be configured with: 2x CCS, 2x NACS, 2x CHAdeMO, 1x CCS + 1x NACS, 1x CCS + 1x CHAdeMO
Nuvve	TP-200DC-V1G(-####)	EVSE Nuvve DCFC 200kW Smart Charge	EPRI	DC	200	Y	Dual Port, either 2x CCS or 1x CCS + 1x CHAdeMO
Nuvve	TP-20DC-V2G(-####)	EVSE Nuvve DC 20kW V2G Station	EPRI	DC V2G	20	Y	Bidirectional charger
Nuvve	TP-240DC-V1G(-####)	EVSE Nuvve DCFC 240kW Smart Charge	EPRI	DC	240	Y	Dual Port, either 2x CCS or 1x CCS + 1x CHAdeMO
Nuvve	TP-300HPDC-V1G(-####)	EVSE Nuvve DCFC 300kW Smart Charge	EPRI	DC	300	Y	Dual Port, either 2x CCS or 1x CCS + 1x CHAdeMO
Nuvve	TP-30DC-V1G(-####)	EVSE Nuvve DCFC 30kW Smart Charge	EPRI	DC	30	Y	Dual port. Can be configured with: 2x CCS, 2x NACS, 2x CHAdeMO, 1x CCS + 1x NACS, 1x CCS + 1x CHAdeMO
Nuvve	TP-360HPDC-V1G(-####)	EVSE Nuvve DCFC 360kW Smart Charge	EPRI	DC	360	Y	Dual Port, either 2x CCS or 1x CCS + 1x CHAdeMO
Nuvve	TP-40DC-V2G(-####)	EVSE Nuvve DC 40kW V2G Station	EPRI	DC V2G	40	Y	Bidirectional charger
Nuvve	TP-60DC-V1G(-####)	EVSE Nuvve DCFC 60kW Smart Charge	EPRI	DC	60	Y	Dual port. Can be configured with: 2x CCS, 2x NACS, 2x CHAdeMO, 1x CCS + 1x NACS, 1x CCS + 1x CHAdeMO
Nuvve	TP-60DC-V2G(-####)	EVSE Nuvve DC 60kW V2G Station	EPRI	DC V2G	60	Y	Bidirectional charger
OPF Energy, LLC			EPRI	NETWORK			
OpConnect	IC80	IC80	EPRI	AC	19.2	Y	Single Port NRTL Listed as EX-1193-1
OpConnect	IC80-40	IC80	EPRI	AC	9.6	Y	Single Port NRTL Listed as EX-1193-1
OpConnect	OC-IC3-32AH		EPRI	AC	7.2	Y	Single Port, Standalone network capability
OpConnect	OC-SC3-32AN		EPRI	AC	7.7	Y	Single Port, Standalone network capability
OpConnect	SC80	SC80	EPRI	AC	19.2	Y	Single Port NRTL Listed as EX-1193-3
OpConnect	SC80-40	SC80	EPRI	AC	9.6	Y	Single Port NRTL Listed as EX-1193-3
Optima Charge	OC-802-P2160-D8-NC-UL-C1		CALSTART	DC	540	Y	1x CCS1 or 1x NACS connector. Vetted dispensers are OC-D-C1-L5-C500-S-UL-C1 and OC-D-C1-L5-C200-S-UL-C1
Pando Electric	Pando 002A	Pando 002A	EPRI	AC	9.6		Single Port
Power Electronics	NB0600U		SCE	DC	60	Y	1x CCS1 connector or 1x CHAdeMO connector
Power Electronics	NB060SU		SCE/PGE	DC	60	Y	1x CCS1 connector or 1x CHAdeMO connector.
Power Electronics	NB0900U		SCE	DC	90	Y	1x CCS1 connector or 1x CHAdeMO connector.
Power Electronics	NB090SU		SCE/PGE	DC	90	Y	1x CCS1 connector or 1x CHAdeMO connector.
Power Electronics	NB1200U		SCE	DC	120	Y	1x CCS1 connector or 1x CHAdeMO connector.
Power Electronics	NB120SU		SCE/PGE	DC	120	Y	1x CCS1 connector or 1x CHAdeMO connector.
Power Electronics	NB1500U		SCE	DC	150	Y	1x CCS1 connector or 1x CHAdeMO connector.
Power Electronics	NB150SU		SCE/PGE	DC	150	Y	1x CCS1 connector or 1x CHAdeMO connector.
Power Electronics	NB1800U		SCE	DC	180	Y	1x CCS1 connector or 1x CHAdeMO connector.
Power Electronics	NB180SU		SCE/PGE	DC	180	Y	1x CCS1 connector or 1x CHAdeMO connector.
Power Electronics	NB2100U		SCE	DC	210	Y	1x CCS1 connector or 1x CHAdeMO connector.
Power Electronics	NB210SU		SCE/PGE	DC	210	Y	1x CCS1 connector or 1x CHAdeMO connector.
Power Electronics	NB2400U		SCE	DC	240	Y	1x CCS1 connector or 1x CHAdeMO connector.
Power Electronics	NB240SU		SCE/PGE	DC	240	Y	1x CCS1 connector or 1x CHAdeMO connector.
Power Electronics	NB240U	NB400	EPRI	DC	240	Y	Dual port.
Power Electronics	NB320U	NB400	EPRI	DC	320	Y	Dual port.
Power Electronics	NB400U	NB400	EPRI	DC	400	Y	Dual port.
Power Electronics	NBI01100U		EPRI	DC V2G	110	Y	Power Cabinet. Vetted dispenser is NBDI200U, NBDI300U. Available with 1 or 2 CSS-1 or CHAdeMO connectors.
Power Electronics	NBI0110SU		EPRI	DC V2G	110	Y	Power Cabinet. Vetted dispenser is NBDI200U, NBDI300U. Available with 1 or 2 CSS-1 or CHAdeMO connectors.
Power Electronics	NBI01300U		EPRI	DC V2G	135	Y	Power Cabinet. Vetted dispenser is NBDI200U, NBDI300U. Available with 1 or 2 CSS-1 or CHAdeMO connectors.
Power Electronics	NBI0130SU		EPRI	DC V2G	135	Y	Power Cabinet. Vetted dispenser is NBDI200U, NBDI300U. Available with 1 or 2 CSS-1 or CHAdeMO connectors.
Power Electronics	NBI0400U		EPRI	DC V2G	40	Y	Power Cabinet. Vetted dispenser is NBDI200U, NBDI300U. Available with 1 or 2 CSS-1 or CHAdeMO connectors.
Power Electronics	NBI040SU		EPRI	DC V2G	40	Y	Power Cabinet. Vetted dispenser is NBDI200U, NBDI300U. Available with 1 or 2 CSS-1 or CHAdeMO connectors.
Power Electronics	NBi0600U		SCE	DC	60	Y	Power Cabinet. Vetted dispensers are NBDI2000U, NBDI3000U. 1x CCS1 connector or 1x CHAdeMO connector.
Power Electronics	NBi060SU		SCE/PGE	DC	60	Y	Power Cabinet. Vetted dispensers are NBDI2000U, NBDI3000U. 1x CCS1 connector or 1x CHAdeMO connector.
Power Electronics	NBI0650U		EPRI	DC V2G	65	Y	Power Cabinet. Vetted dispenser is NBDI200U, NBDI300U. Available with 1 or 2 CSS-1 or CHAdeMO connectors.
Power Electronics	NBI065SU		EPRI	DC V2G	65	Y	Power Cabinet. Vetted dispenser is NBDI200U, NBDI300U. Available with 1 or 2 CSS-1 or CHAdeMO connectors.
Power Electronics	NBI0850SU		EPRI	DC V2G	85	Y	Power Cabinet. Vetted dispenser is NBDI200U, NBDI300U. Available with 1 or 2 CSS-1 or CHAdeMO connectors.

Power Electronics	NBI0850U		EPRI	DC V2G	85	Y	Power Cabinet. Vetted dispenser is NBDI200U, NBDI300U. Available with 1 or 2 CCS-1 or CHAdeMO connectors.
Power Electronics	NBi0900U		SCE	DC	90	Y	Power Cabinet. Vetted dispensers are NBDI2000U, NBDI3000U. 1x CCS1 connector or 1x CHAdeMO connector.
Power Electronics	NBi090SU		SCE/PGE	DC	90	Y	Power Cabinet. Vetted dispensers are NBDI2000U, NBDI3000U. 1x CCS1 connector or 1x CHAdeMO connector.
Power Electronics	NBi1200U		SCE	DC	120	Y	Power Cabinet. Vetted dispensers are NBDI2000U, NBDI3000U. 1x CCS1 connector or 1x CHAdeMO connector.
Power Electronics	NBi120SU		SCE/PGE	DC	120	Y	Power Cabinet. Vetted dispensers are NBDI2000U, NBDI3000U. 1x CCS1 connector or 1x CHAdeMO connector.
Power Electronics	NBi1500U		SCE	DC	150	Y	Power Cabinet. Vetted dispenser is NBDI2000U, NBDI3000U. Available with 1 or 2 CCS1 or CHAdeMO connectors.
Power Electronics	NBi150SU		SCE/PGE	DC	150	Y	Power Cabinet. Vetted dispenser is NBDI2000U, NBDI3000U. Available with 1 or 2 CCS1 or CHAdeMO connectors.
Power Electronics	NBi1800U		SCE	DC	180	Y	Power Cabinet. Vetted dispenser is NBDI2000U, NBDI3000U. Available with 1 or 2 CCS1 or CHAdeMO connectors.
Power Electronics	NBi180SU		SCE/PGE	DC	180	Y	Power Cabinet. Vetted dispenser is NBDI2000U, NBDI3000U. Available with 1 or 2 CCS1 or CHAdeMO connectors.
Power Electronics	NBSK084000U		SCE	DC	840	Y	Power Cabinet. Vetted dispenser is NBDI2000U, NBDI3000U. Available with 1 or 2 CCS1 or CHAdeMO connectors.
Power Electronics	NBSK08400SU		SCE	DC	840	Y	Power Cabinet. Vetted dispenser is NBDI2000U, NBDI3000U. Available with 1 or 2 CCS1 or CHAdeMO connectors.
Power Electronics	NBSK108000U		SCE	DC	1080	Y	Power Cabinet. Vetted dispenser is NBDI2000U, NBDI3000U. Available with 1 or 2 CCS1 or CHAdeMO connectors.
Power Electronics	NBSK10800SU		SCE	DC	1080	Y	Power Cabinet. Vetted dispenser is NBDI2000U, NBDI3000U. Available with 1 or 2 CCS1 or CHAdeMO connectors.
Power Electronics	NBSK120000U		SCE	DC	1200	Y	Power Cabinet. Vetted dispenser is NBDI2000U, NBDI3000U. Available with 1 or 2 CCS1 or CHAdeMO connectors.
Power Electronics	NBSK12000SU		SCE	DC	1200	Y	Power Cabinet. Vetted dispenser is NBDI2000U, NBDI3000U. Available with 1 or 2 CCS1 or CHAdeMO connectors.
Power Electronics	NBSK132000U		SCE	DC	1320	Y	Power Cabinet. Vetted dispenser is NBDI2000U, NBDI3000U. Available with 1 or 2 CCS1 or CHAdeMO connectors.
Power Electronics	NBSK13200SU		SCE	DC	1320	Y	Power Cabinet. Vetted dispenser is NBDI2000U, NBDI3000U. Available with 1 or 2 CCS1 or CHAdeMO connectors.
Power Electronics	NBSK144000U		SCE	DC	1440	Y	Power Cabinet. Vetted dispenser is NBDI2000U, NBDI3000U. Available with 1 or 2 CCS1 or CHAdeMO connectors.
Power Electronics	NBSK14400SU		SCE	DC	1440	Y	Power Cabinet. Vetted dispenser is NBDI2000U, NBDI3000U. Available with 1 or 2 CCS1 or CHAdeMO connectors.
Power Electronics	NBW300U		EPRI	DC	30	Y	Available with 1 CSS-1, 1 CHAdeMO or 1 CSS-1 + 1 CHAdeMO connectors configuration.
Power Innovations International	EVQC030-####	30kW DC EV Quick Charger	EPRI	DC	30	Y	Single port
Power Innovations International	EVQC060-####	60kW DC EV Quick Charger	EPRI	DC	60	Y	Single port
Power Innovations International	EVQC060-M###	60kW Indoor Mobile DC EV Quick	EPRI	DC	60	Y	Single port
PowerCharge	PC-E80-C-03	P80 GW	EPRI	AC	19.2	Y	Single port.
PowerCharge	PC-E80-C-04	P80 NGW	EPRI	AC	19.2	Y	Single port.
PowerCharge	PC-E48-C-02	PC48 GW	EPRI	AC	11.52	Y	Single port.
PowerCharge	PC-E48-C-04	PC48NGW	EPRI	AC	11.52	Y	Single port.
PowerFlex Systems	EX-1193-M	IC 80A Gen2	EPRI	AC	19.2	Y	Single port.
PowerFlex Systems	EX-1193-M-40	IC 80A Gen2	EPRI	AC	9.6	Y	Single port.
PowerFlex Systems	JNT-EVC10 (PF-JT48)		EPRI	AC	11.52	Y	Must acquire Nexus
PowerFlex Systems	JNT-EVC10 (PF-JT48)-40		EPRI	AC	7.2	Y	Must acquire Nexus
PowerFlex Systems	W1-UC168-0MF1FR	ADV+48A / SC48	EPRI	AC	11.6	Y	Single port.
PowerFlex Systems	W1-UC168-0MF1FR-32	ADV+48A / SC48	SCE	AC	7.7	Y	Single port.
PowerFlex Systems	W1-UC168-0MF1FR-40	ADV+48A / SC48	EPRI	AC	9.6	Y	Single port.
PowerFlex Systems	W1-UC168-0MK1ER	IC 48A	EPRI	AC	11.6	Y	Single port.
PowerFlex Systems	W1-UC168-0MK1ER-32	IC 48A	SCE	AC	7.7	Y	Single port.
PowerFlex Systems	W1-UC168-0MK1ER-40	IC 48A	EPRI	AC	9.6	Y	Single port.
PowerFlex Systems	W1-UC168-0ML1EP	IC 48A with POS	EPRI	AC	11.6	Y	Single port.
PowerFlex Systems	W1-UC168-0ML1EP-32	IC 48A with POS	SCE	AC	7.7	Y	Single port.
PowerFlex Systems	W1-UC168-0ML1EP-40	IC 48A with POS	EPRI	AC	9.6	Y	Single port.
PowerFlex Systems			EPRI	NETWORK	NA	Y	
PowerPump	AC550	AC550	EPRI	AC	10	Y	Single Port.
PowerPump	AC550-40	AC550	EPRI	AC	9.6	Y	Single Port.
PowerPump	DC120	Level 3 DC Charging Station 120kW	SCE/PGE	DC	120	Y	SAE J1772, Standalone network capability
PowerPump	DC150	Level 3 DC Charging Station 150kW	SCE/PGE	DC	150	Y	SAE J1772, Standalone network capability
PowerPump	DC180	Level 3 DC Charging Station 1280kW	SCE/PGE	DC	180	Y	SAE J1772, Standalone network capability
PowerPump	DC60	Level 3 DC Charging Station 60kW	SCE/PGE	DC	60	Y	SAE J1772, Standalone network capability
PowerPump			EPRI	NETWORK	NA	Y	
QCharge123	QAC2-BR	Residential/Low Commercial Charger	EPRI	AC	9.6	Y	Single or dual port.
QCharge123	QAC2-BC	Commercial Charger	EPRI	AC	19.2	Y	Single port.
RAB Lighting Inc.	EVC48	EVC48	EPRI	AC	11	Y	Single Port, Standalone network capability; OCA Full and Security certificates under software version V1.00
Rivian	PT01359256-B	RAN 1.5 CCS	EPRI	DC	300		
Siemens	8EM13105HF141GA2	VersiCharge AC 48A NTEP	EPRI	AC	11.5	Y	Single Port, Standalone network capability
Siemens	8EM13105HF141GA2-40	VersiCharge AC 48A NTEP-40	EPRI	AC	9.6	Y	Single Port, Standalone network capability
Siemens	8EM13155HG141GA2	VersiCharge Blue AC 48A NTEP	EPRI	AC	11.5	Y	Single Port, Standalone network capability
Siemens	8EM13155HG141GA2-40	VersiCharge Blue AC 48A NTEP-40	EPRI	AC	9.6	Y	Single Port, Standalone network capability
Siemens	P3REC100003605	SiCHARGE UC150	SCE	DC	150	Y	1x CCS1 connector. Vetted dispensers are P3REC100003604 and P3REC100003615
Siemens	SiCHARGE UC150 P3REC100003602 (8EM40012AA101AA2)	SiCHARGE UC150	EPRI	DC	150	Y	1x CCS1 connector. Vetted dispensers are P3REC100003604 and P3REC100003615
Siemens	VersiCharge 11.5kW 8EM1310-5CF14-0GA0	VersiCharge	EPRI/PGE	AC	11.5	Y	Single Port, Standalone network capability
Siemens	VersiCharge 11.5kW 8EM1310-5CF14-1GA2	VersiCharge	EPRI/PGE	AC	11.5	Y	Single Port, Standalone network capability

Siemens	VersiCharge 11.5kW 8EM1312-5CF18-0FA3	VersiCharge	EPRI/PGE	AC	11.5	Y	Single Port, Standalone network capability
Siemens	VersiCharge 9.6kW 8EM1310-4CF14-0GA0	VersiCharge	EPRI/PGE	AC	9.6	Y	Single Port, Standalone network capability
Siemens	VersiCharge 9.6kW 8EM1310-4CF14-1GA2	VersiCharge	EPRI/PGE	AC	9.6	Y	Single Port, Standalone network capability
Siemens	VersiCharge 9.6kW 8EM1312-4CF18-0FA3	VersiCharge	EPRI/PGE	AC	9.6	Y	Single Port, Standalone network capability
Sinexcel	SEC1000/160Y-H-U ; SEC1000/160Y-T-U ; SEC1000/160Y-HH-U ; SEC1000/160Y-TT-U ; SEC1000/160Y-HT-U ; SEC1000/120Y-H-U ; SEC1000/120Y-T-U ; SEC1000/120Y-HH-U ; SEC1000/120Y-TT-U ; SEC1000/120Y-HT-U ; SEC1000/60Y-C-U ; SEC1000/60Y-S-U ; SEC1000/60Y-CC-U ; SEC1000/60Y-SS-U ; SEC1000/60Y-SC-U ;	SEC160	EPRI	DC	160	Y	Output range:200V-1000V efficiency:Up to 96% Full certification User-friendly ADA Multiple payment methods Support for customization PLUG& CHARGE Hardware 15118-Ready Can Output 350A CCS1 boost 500A NACS boost 400A
Sinexcel	SEC1000/240Y-H-U SEC1000/240Y-HH-U SEC1000/240Y-HJ-U SEC1000/240Y-T-U SEC1000/240Y-HT-U SEC1000/240Y-TJ-U SEC1000/240Y-TT-U	SEC 240	EPRI	DC	240	Y	Output range:200V-1000V efficiency:Up to 96% Full certification User-friendly ADA Multiple payment methods Support for customization PLUG& CHARGE Hardware 15118-Ready Can Output 350A CCS1 boost 500A NACS boost 400A
Sinexcel	SEC1000/360F-N-U SEC1000/480F-N-U SEC1000/200U-C-U SEC1000/200U-CC-U SEC1000/200U-CJ-U SEC1000/300U-H-U SEC1000/300U-HH-U SEC1000/300U-HC-U SEC1000/300U-HJ-U SEC1000/500U-F-U SEC1000/500U-FH-U SEC1000/500U-FC-U SEC1000/500U-FJ-U SEC1000/300U-T-U SEC1000/300U-TJ-U SEC1000/300U-HT-U SEC1000/300U-TT-U SEC1000/300U-TC-U SEC1000/500U-FT-U	SEC 480	EPRI	DC	480	Y	Output range:200V-1000V efficiency:Up to 96% Full certification User-friendly ADA Multiple payment methods Support for customization PLUG& CHARGE Hardware 15118-Ready Air cooling output 350A Liquid cooling sustained maximum output 500A
SK Signet	CS32	V2 All-in-one	EPRI	DC	320	Y	1-4 ports.
SK Signet	CS36	V2 All-in-one	EPRI	DC	360	Y	1-4 ports.
SK Signet	CS40	V2 All-in-one	EPRI	DC	400	Y	1-4 ports.
SK Signet	CD40*# / CP60*#	V2 VE 600kW Distributed system	EPRI	DC	400	Y	Two dispensers type or four dispensers type. CCS1 and NACS connectors are supported. "*#" in the end of model number identifies any changes including hardware, option, certifications, and etc.
SK Signet	FC200K-##-##	V2 200kW AIO system	EPRI	DC	200	Y	"xx" in the model number identifies connector type. "B2": Dual CCS1 connector "BH": CCS1 and NACS connector
SK Signet	DP350K / HPC175K	V0 Distributed System	EPRI	DC	350	Y	HDP350K pair with HPC175K
SK Signet	PC600K-PS-##	PC600K-PS-##	EPRI	DC	600	Y	This is distributed system that can connect up to two 400kW dispensers(Model no: DP400K-xx-PS-yy) ## : Variable based on any other options xx : Variable based on connector type(CCS1, NACS) yy : variable based on any other options
StarCharge	AC###AN030#####	Artemis	EPRI	AC	19.2	Y	Single port.
StarCharge	AC###AN030#####-40	Artemis	EPRI	AC	9.6	Y	Single port.
StarCharge	Athena 60kW	Athena 60kW	EPRI	DC	60	Y	
StarCharge	DC3200AN147XYZ/ DC2800AN147XYZ/ DC	Titan 320kW	EPRI	DC	320	Y	Dual port.
StarCharge	Neptune 240kW	Neptune 240kW	EPRI	DC	240	Y	OCA Full and Security certificates under software version 1.2009.0
StarCharge	Titan 180kW	Titan 180kW	EPRI	DC	180	Y	
StarCharge	Triton	Triton	EPRI	DC	200	Y	Single port.
StarCharge	Venus 30kW	Venus 30kW	EPRI	DC	30	Y	
SWTCH Energy	AXLU111001/48	AX48	EPRI	AC	11	Y	Single Port, Standalone network capability; OCA Full and Security certificates under software version V1.00
SWTCH Energy	AXLU191001/80	AX80	EPRI	AC	19.1	Y	Single Port, Standalone network capability
SWTCH Energy	EX-1193-1	SWTCH Lite-On Platinum IC3 80A	EPRI	AC	19.2	Y	Single Port NRTL Listed as EX-1193-1
SWTCH Energy	EX-1193-3	SWTCH Lite-On Platinum SC3 80A	EPRI	AC	19.2	Y	Single Port NRTL Listed as EX-1193-3

SWTCH Energy	IC3-32A-H-A	SWTCH Lite-On Platinum IC3	EPRI	AC	7.6	Y	Single Port NRTL Listed as IC3-32A-H-A
SWTCH Energy	SC3-32A-H	SWTCH Lite-On Platinum SC3	EPRI	AC	7.6	Y	Single Port NRTL Listed as SC3-32A-H
SWTCH Energy	EVH006-48	Joint Tech 48A	EPRI	AC	11.5	Y	Single port.
SWTCH Energy			PGE	NETWORK	NA	Y	
TECO-Westinghouse	AXLU111001-40/	Nexe VersaCharge 30kW	EPRI	AC	8.3	Y	Single Port, Standalone network capability
TECO-Westinghouse	AXLU111001/ AX48	Nexe VersaCharge 360kW	EPRI	AC	11	Y	Single Port, Standalone network capability
TECO-Westinghouse	DOWU362	Nexe VersaCharge 120kW	EPRI	DC	360	Y	Power Cabinet. 1x CCS1 connector or 1x CHAdeMO connector. Vetted dispensers are DDWU362T0TE2PN-RW, DDWU362V00E2N7-RW, DDWU362U0UE2PN-RW, DDWU362U0UE2N7-RW, DDWU362K0TE2PN-RW, DDWU362K0TE2N7-RW, DDWU362K0UE2PN-RW, DDWU362K0UE2N7-RW, DDWU362G00E2PN-RW, DDWU362G00E2N7-RW, DDWU362K00E2PN-RW, DDWU362K00E2N7-RW, DDWU362U00E2PN-RW, DDWU362U00E2N7-RW, DDWU362T00E2PN-RW, DDWU362T00E2N7-RW, DDWU362V0UE2PN-RW, DDWU362V0UE2N7-RW, DDWU362V0KE2PN-RW, DDWU362V0KE2N7-RW, DDWU362V0TE2PN-RW, DDWU362V0TE2N7-RW, DDWU362V00E2PN-RW.
TECO-Westinghouse	DSWU122	Nexe VersaCharge 180kW	EPRI	DC	120	Y	1x CCS1 connector 1x CHAdeMO connector
TECO-Westinghouse	DSWU182	Nexe VersaCharge 60kW	EPRI	DC	180	Y	1x CCS1 connector 1x CHAdeMO connector
TECO-Westinghouse	DSWU601	Nexe VersaCharge 90kW	EPRI	DC	60	Y	1x CCS1 connector 1x CHAdeMO connector
TECO-Westinghouse	DSWU901		EPRI	DC	90	Y	1x CCS1 connector 1x CHAdeMO connector
TECO-Westinghouse	DWWU301/ DW30		EPRI	DC	30	Y	1x CCS1 connector 1x CHAdeMO connector
Tellus Power	TP-EVPD-120kW (TP5-120-480)		EPRI	DC	120	Y	Dual Port ; either 2 x CCS or 1x CCS + 1x CHAdeMO or or 1x CCS + 1x NACS or 2 x NACS
Tellus Power	TP-EVPD-160kW (TP5-160-480)		EPRI	DC	160	Y	Dual Port ; either 2 x CCS or 1x CCS + 1x CHAdeMO or or 1x CCS + 1x NACS or 2 x NACS
Tellus Power	TP-EVPD-180kW (TP5-180-480)		EPRI	DC	180	Y	Dual Port ; either 2 x CCS or 1x CCS + 1x CHAdeMO or or 1x CCS + 1x NACS or 2 x NACS
Tellus Power	TP-EVPD-200kW (TP5-200-480)		EPRI	DC	200	Y	Dual Port ; either 2 x CCS or 1x CCS + 1x CHAdeMO or or 1x CCS + 1x NACS or 2 x NACS
Tellus Power	TP-EVPD-240kW (TP5-240-480)		EPRI	DC	240	Y	Dual Port ; either 2 x CCS or 1x CCS + 1x CHAdeMO or or 1x CCS + 1x NACS or 2 x NACS
Tellus Power	TP-EVPD-300kW (TP5-300-480)		EPRI	DC	300	Y	Dual Port ; either 2 x CCS or 1x CCS + 1x CHAdeMO or or 1x CCS + 1x NACS or 2 x NACS
Tellus Power	TP-EVPD-30kW (TP5-30-480)		EPRI	DC	30	Y	Single Port ; CCS1 or CHAdeMO or NACS
Tellus Power	TP-EVPD-360kW (TP5-360-480)		EPRI	DC	360	Y	Dual Port ; either 2 x CCS or 1x CCS + 1x CHAdeMO or or 1x CCS + 1x NACS or 2 x NACS
Tellus Power	TP-EVPD-60kW (TP5-60-480)		EPRI	DC	60	Y	Dual Port ; either 2 x CCS or 1x CCS + 1x CHAdeMO or or 1x CCS + 1x NACS or 2 x NACS
Tellus Power	TP-EVVA-80A		EPRI	AC	19.2	Y	Networked charging station
Tellus Power	TP-V2G-20-480		EPRI	DC V2G	20	Y	Bidirectional charger
Tellus Power	TP-V2G-30-480		EPRI	DC V2G	30	Y	Bidirectional charger
Tellus Power	TP-V2G-40-480		EPRI	DC V2G	40	Y	Bidirectional charger
Tellus Power	TP-V2G-60-480		EPRI	DC V2G	60	Y	Bidirectional charger
Tellus Power	UP160J-#MP-###		EPRI	AC	7.2	Y	Dual Port, Must acquire Gateway for network connectivity
Tellus Power	UP80J-#MP-###		EPRI	AC	7.2	Y	Single Port, Must acquire Gateway for network connectivity
Tesla		1450758 SuperCharger V3 Cabinet	EPRI	DC	387	Y	Up to 4 ports
Tesla		1732843 SuperCharger V4 Post	EPRI	DC	250	Y	Single port
Tesla	1457768-XY-Z	Wall Connector 3.0	EPRI	AC	11.52	Y	The Tesla Wall Connector 3.0 with integrated RCD protective functions; Type A (≤30mA) and DC (6mA), meet the requirements of the product safety standard IEC 6185-1:2017, and the European installation standard HD/IEC 60364-7-722:2018, Clause § 722.531.2.101 Residual Current Protective Devices, without the need to install an external RCD protective device. The use of an external RCD protective device at the connection point can be installed, although not mandatory**. **Note: Local wiring regulations applicable to site installation will always take precedence.
Tesla	1734412-XY-Z	Universal Wall Connector	EPRI	AC	11.52	Y	The Tesla Universal Wall Connector is compatible with Tesla and non-Tesla electric vehicle models. It provides up to 48A of continuous current that offers 77 km or 44 miles of range per hour of charge. It is approved for indoor and outdoor installation. The Universal Wall Connector can support AC charging for vehicles with NACS or J1772 chargeports through the use of a J1772 adapter that docks into the side of the Wall Connector.
Tritium	PKM150		EPRI	DC	150	Y	Charging station is DC-fed
Tritium	TRI-153-RTM-02-075-####	RTM 25	EPRI	DC	75	Y	1x CCS1 connector 1x CHAdeMO connector
Tritium	TRI-153-RTM-02-025-####	RTM 50	EPRI	DC	25	Y	1x CCS1 connector 1x CHAdeMO connector
Tritium	TRI-153-RTM-02-050-####	RTM 75	EPRI	DC	50	Y	1x CCS1 connector 1x CHAdeMO connector
Tritium	Veefil RT 175-S		SCE	DC	175	Y	1x CCS1 connector 1x CHAdeMO connector
Tritium	Veefil RT 50		SCE	DC	50	Y	1x CCS1 connector 1x CHAdeMO connector
TurnOnGreen	EVP1100-W/CPEVAC-11KW-J17-W EVP1100-WG/CPEVAC-11KW-J17-WG CPEVAC-11KW-S18-#		EPRI	AC	11.4	Y	Single Port
TurnOnGreen	EVP1100-W/CPEVAC-11KW-J17-W-32 EVP1100-WG/CPEVAC-11KW-J17-WG-32 CPEVAC-11KW-S18-#-32		EPRI	AC	7.68	Y	Single Port
TurnOnGreen	FSP1200/CPEVDC-120KW-#	FSP1200	EPRI	DC	120	Y	Single Port, CCS connector
TurnOnGreen	FSP300/CPEVDC-30KW-#	FSP300	EPRI	DC	30	Y	Single Port, CCS connector
TurnOnGreen	FSP600/CPEVDC-60KW-#	FSP600	EPRI	DC	60	Y	Single Port, CCS connector
Wallbox	DCF3-3*[x]-8[yyyyyy]-[zzz]	Supernova	EPRI	DC	180	Y	Dual port. * = 0 is 180kW max model, 1 is 120kW max model, 2 is 60kW max model; [x]: one digit numeric 0-9; [yyyyyy]: seven digits numeric 0-9; [zzz]: three digits alphanumeric 0-9 and/or A-F

Wallbox	PUP3-#-#-6-#-##-#-40	Pulsar Pro 48A-40	EPRI	AC	9.6	Y	# is a hold for cable length, connector type, power supply version, custom, and color. Payment terminal requirements aren't met by charger independently. We do allow integration with EVSP that have cloud-to-cloud integrations with payment terminals or kiosks. Examples can be provided.
Wallbox	PUP3-#-#-6-#-##-#	Pulsar Pro 48A	EPRI	AC	11.5		# is a hold for cable length, connector type, power supply version, custom, and color. Payment terminal requirements aren't met by charger independently. We do allow integration with EVSP that have cloud-to-cloud integrations with payment terminals or kiosks. Examples can be provided.
Wevo Energy			EPRI	NETWORK			Network Only
XCharge	C6AM150XX	C6AM150XX	EPRI	DC	150	Y	Standalone DCFC, no HPC needed, runs off its own power
XCharge	C6AM200XX	C6AM200XX	EPRI	DC	200	Y	Dual port.
XCharge	C6AM200XX (125kW)	C6AM200XX (125kW)	EPRI	DC	125	Y	Runs on 208 3P power, standalone DCFC
XCharge	C6AM90XX	C6AM90XX	EPRI	DC	95	Y	Runs on 208 3P power, standalone DCFC
Xcharge	C7AM-240-CC / C7AM-240-LQ-CC	C7AM	EPRI	DC	240	Y	Dual port DCFC (up to 400kW), available with both CCS1 and NACS (liquid or air cooled cable)
Xcharge	C7AM-280-CC / C7AM-280-LQ-CC	C7AM	EPRI	DC	280	Y	Dual port DCFC (up to 400kW), available with both CCS1 and NACS (liquid or air cooled cable)
Xcharge	C7AM-320-CC / C7AM-320-LQ-CC	C7AM	EPRI	DC	320	Y	Dual port DCFC (up to 400kW), available with both CCS1 and NACS (liquid or air cooled cable)
Xcharge	C7AM-360-CC / C7AM-360-LQ-CC	C7AM	EPRI	DC	360	Y	Dual port DCFC (up to 400kW), available with both CCS1 and NACS (liquid or air cooled cable)
Xcharge	C7AM-400-CC / C7AM-400-LQ-CC	C7AM	EPRI	DC	400	Y	Dual port DCFC (up to 400kW), available with both CCS1 and NACS (liquid or air cooled cable)
XCharge	NZS/2215, NZS/430	GridLink 01, GridLink 02	EPRI	DC	194	Y	All-in-one battery-integrated storage system delivering dual-port DC fast charging up to 194 kW with CCS1 and NACS, requiring minimal grid power for flexible, high-performance deployment.
Xiamen Topstar Co., LTD	TSEA240V/32AUS	TSEA240V/##AUS	EPRI	AC	7.6	Y	Single port.
Xiamen Topstar Co., LTD	TSEA240V/40AUS	TSEA240V/##AUS	EPRI	AC	9.6	Y	Single port.
Xiamen Topstar Co., LTD	TSEA240V/48AUS	TSEA240V/##AUS	EPRI	AC	11.5	Y	Single port.
Xiamen Topstar Co., LTD	TSEA240V/80AUS	TSEA240V/##AUS	EPRI	AC	19.2	Y	Single port.
Xiamen Topstar Co., LTD	TSED240V/32A2US	TSED240V/##A2US	EPRI	AC	7.6	Y	Dual port.
Xiamen Topstar Co., LTD	TSED240V/40A2US	TSED240V/##A2US	EPRI	AC	9.6	Y	Dual port.
Xiamen Topstar Co., LTD	TSED240V/48A2US	TSED240V/##A2US	EPRI	AC	11.5	Y	Dual port.
Xiamen Topstar Co., LTD	TSED240V/80A2US	TSED240V/##A2US	EPRI	AC	19.2	Y	Dual port.
Zerova	AXLU111001-40/ AX48-40	AX48-40	EPRI	AC	8.3	Y	Single Port, Standalone network capability
Zerova	AXLU111001/ AX48	AX48	EPRI	AC	11	Y	Single Port, Standalone network capability; OCA Full and Security certificates under software version V1.00
Zerova	AXLU191001/ AX80	AX80	EPRI	AC	19.1	Y	Single Port, Standalone network capability
Zerova	DD3.0/3.5 Dispenser: DDWU362/DDWA362	DO/DD Series: DD3.0/3.5 Dispenser	EPRI	DC	360	Y	
Zerova	DO360: DOWU362/DOWA362	DO/DD Series: DO360	EPRI	DC	360	Y	Power Cabinet. 1x CCS1 connector or 1x CHAdeMO connector. Vetted dispensers are DDWU362T0TE2PN-RW DDWU362T0TE2N7-RW, DDWU362V00E2N7-RW DDWU362U0UE2PN-RW, DDWU362U0UE2N7-RW, DDWU362K0TE2PN-RW, DDWU362K0TE2N7-RW, DDWU362K0UE2PN-RW, DDWU362K0UE2N7-RW, DDWU362G00E2PN-RW, DDWU362G00E2N7-RW, DDWU362K00E2PN-RW, DDWU362K00E2N7-RW, DDWU362U00E2PN-RW, DDWU362U00E2N7-RW, DDWU362T00E2PN-RW, DDWU362T00E2N7-RW, DDWU362V0UE2PN-RW, DDWU362V0UE2N7-RW, DDWU362V0KE2PN-RW, DDWU362V0KE2N7-RW, DDWU362V0TE2PN-RW, DDWU362V0TE2N7-RW, DDWU362V00E2PN-RW.
Zerova	DQ480: DQWU482/DQWA482	DQ Series: DQ480	EPRI	DC	480	Y	Configurable to four or two cables
Zerova	DQWA242	DQ240	EPRI	DC	240	Y	Configurable to four or two cables
Zerova	DQWA360	DQ360	EPRI	DC	360	Y	Configurable to four or two cables
Zerova	DS120: DSWU122/DSWA122	DS Series: DS120	EPRI	DC	120	Y	1x CCS1 connector 1x CHAdeMO connector
Zerova	DS150: DSWU152/DSWA152	DS Series: DS150	EPRI	DC	150	Y	1x CCS1 connector 1x CHAdeMO connector
Zerova	DS180: DSWU182/DSWA182	DS Series: DS180	EPRI/PGE	DC	180	Y	1x CCS1 connector 1x CHAdeMO connector; OCA Full and Security certificates under software version V1.00
Zerova	DS60: DSWU601/DSWA601	DS Series: DS60	EPRI	DC	60	Y	1x CCS1 connector 1x CHAdeMO connector
Zerova	DS90: DSWU901/DSWA901	DS Series: DS90	EPRI	DC	90	Y	1x CCS1 connector 1x CHAdeMO connector
Zerova	DT240: DTWA240	DT Series: DT240	EPRI	DC	240	Y	Configurable to four or two cables
Zerova	DW30: DWU301/DWWA301	DW Series: DW30	EPRI/PGE	DC	30	Y	1x CCS1 connector 1x CHAdeMO connector
Zerova	DZ480: DZWU482/DEZWA482	DZ Series: DZ480	EPRI	DC	480	Y	Configurable to two, four, or six cables

































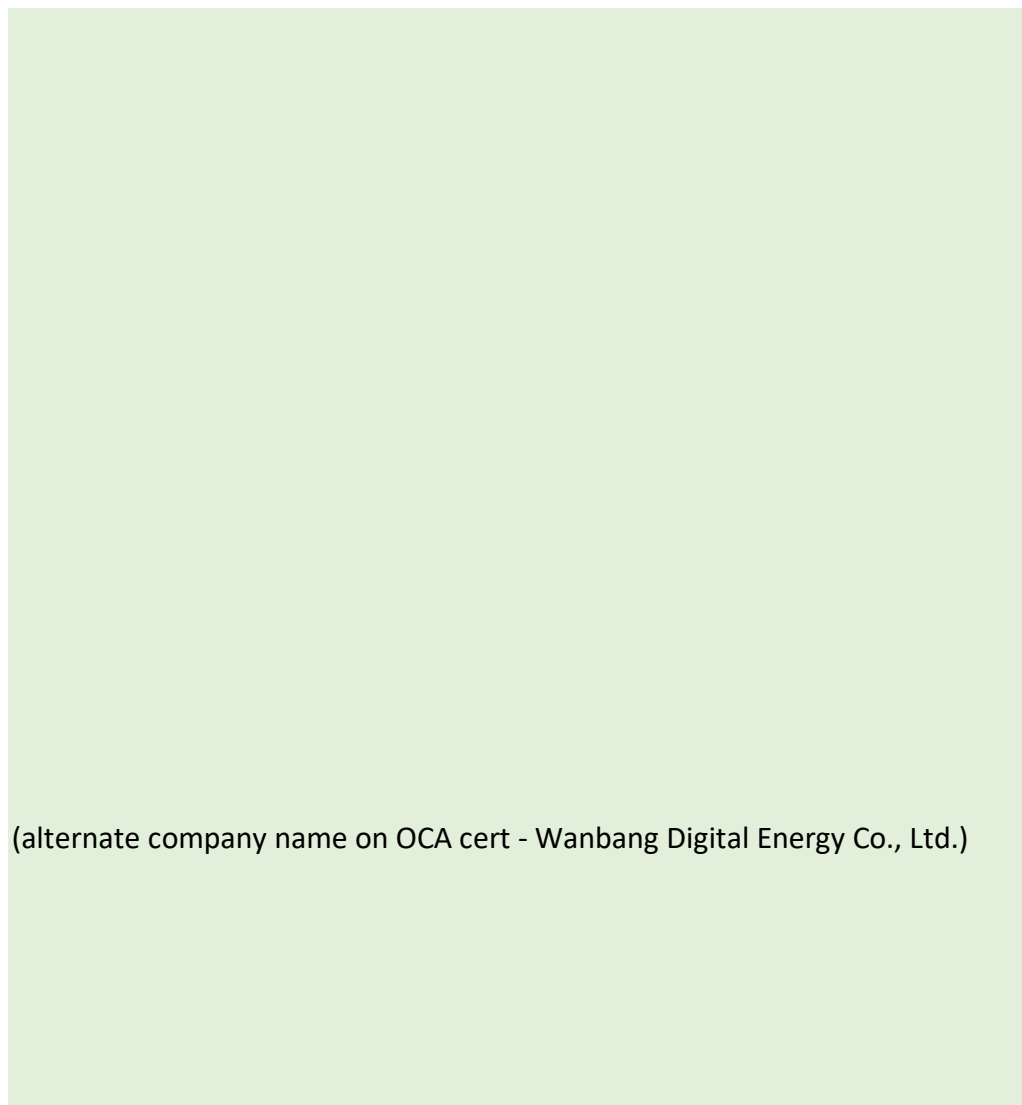













(alternate company name on OCA cert - Wanbang Digital Energy Co., Ltd.)

